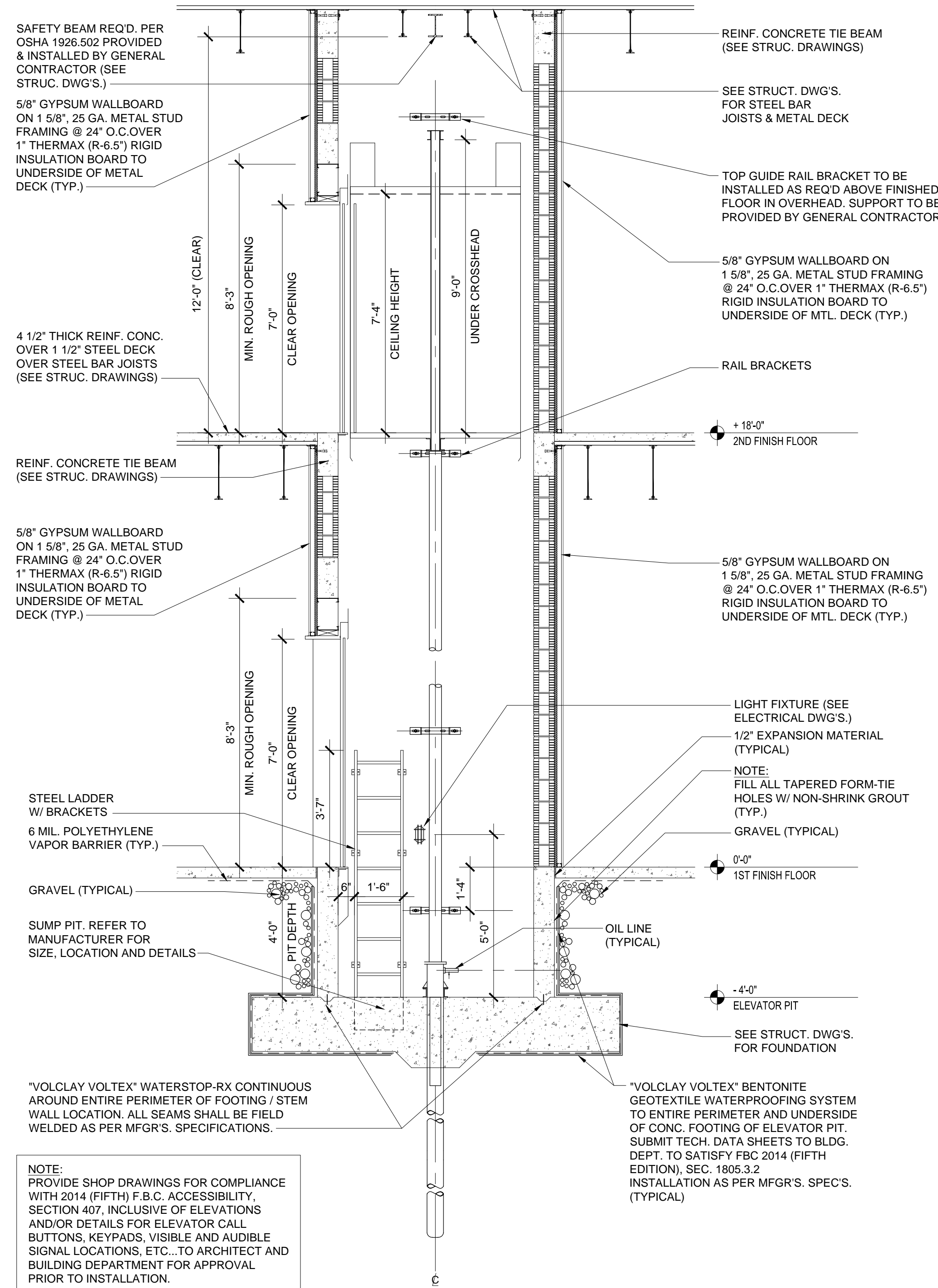


6

NOT USED

**VILLAGE AT ATLANTIC SHORES**  
801 N. FEDERAL HIGHWAY  
HALLANDALE BEACH, FL  
CLIENT: ATLANTIC VILLAGE 1, LLC.

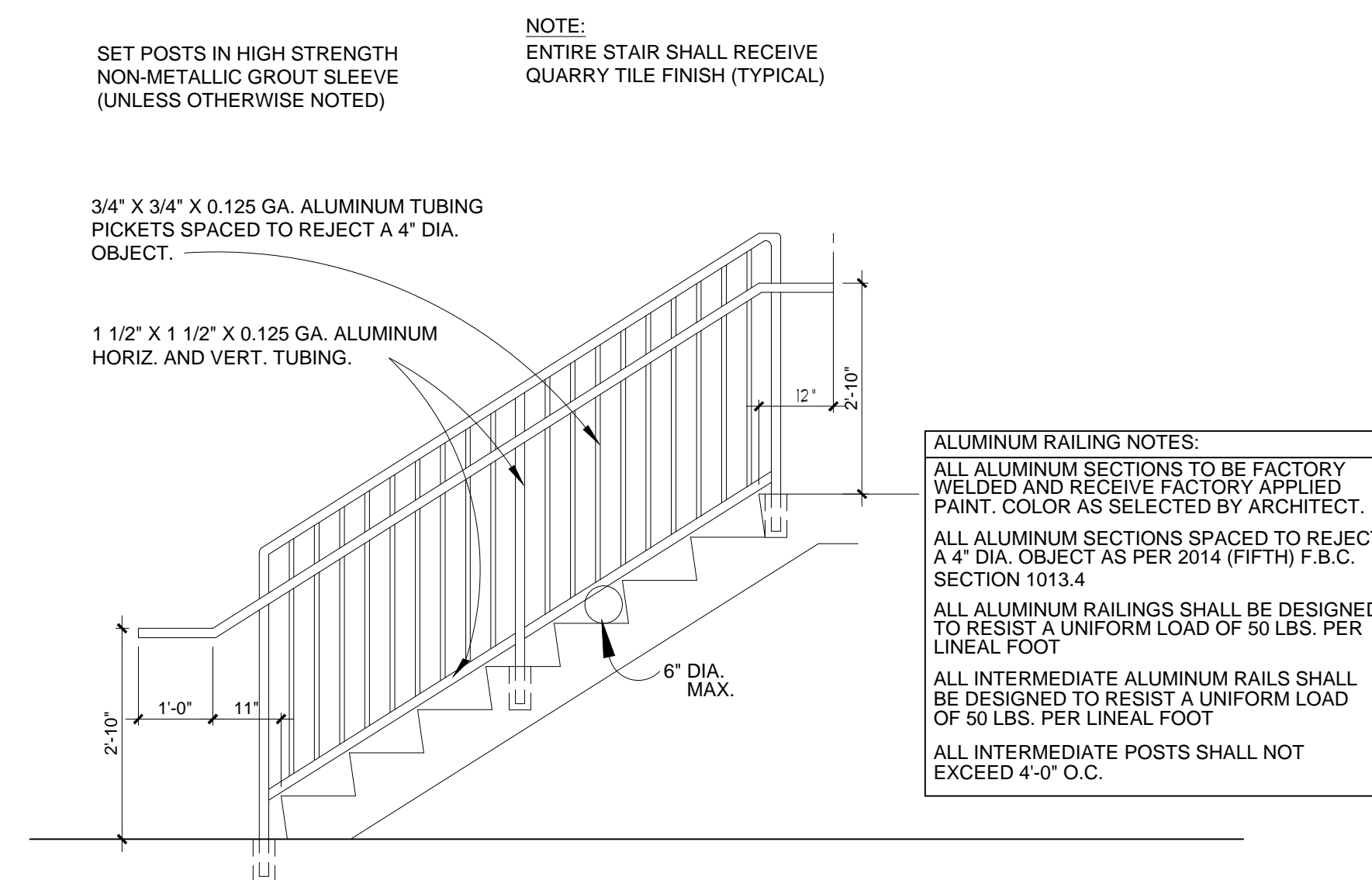


1

SECTION THRU ELEVATOR SHAFT  
SCALE: 3/8" = 1'-0"

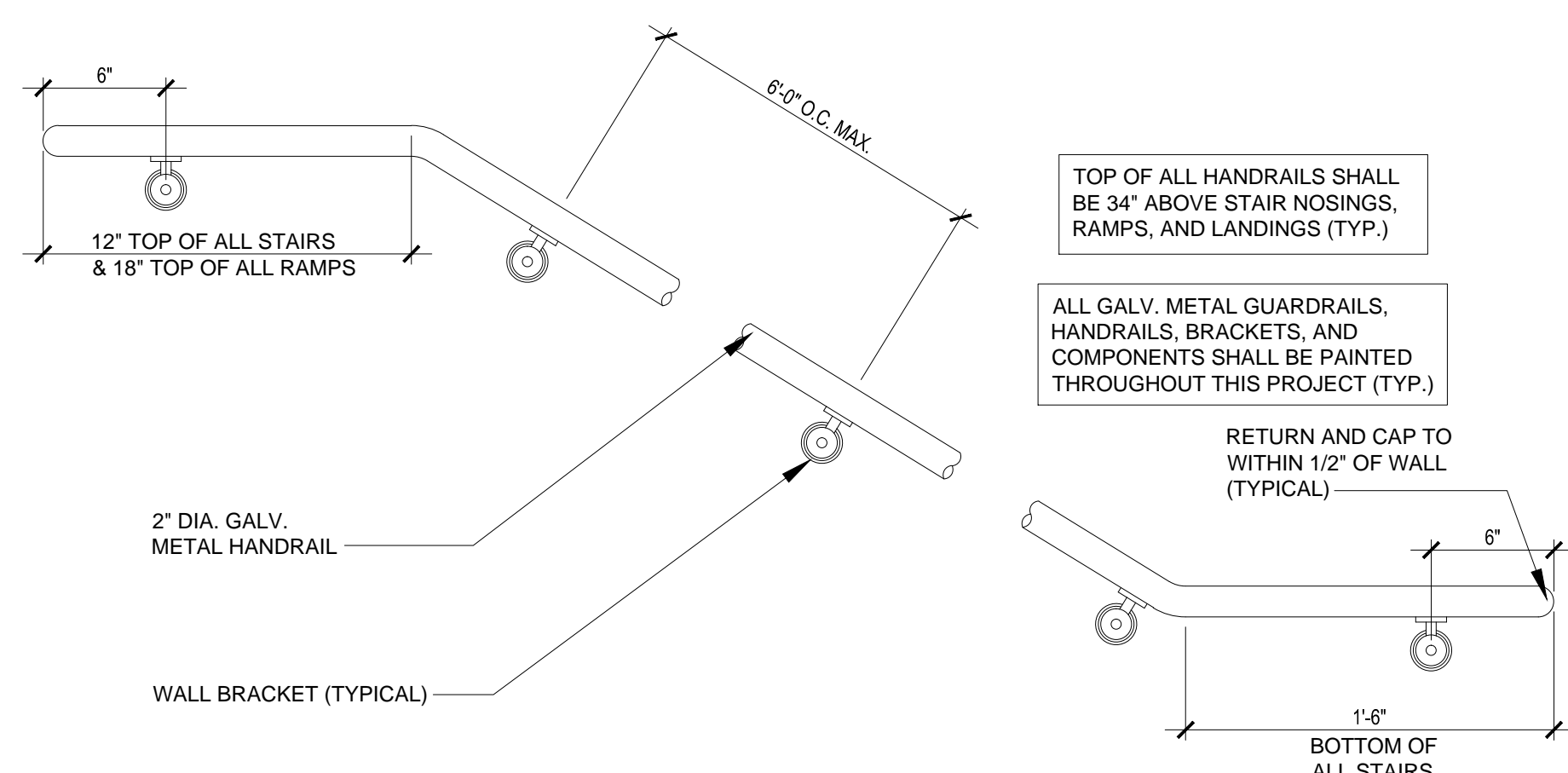
5

NOT USED



4

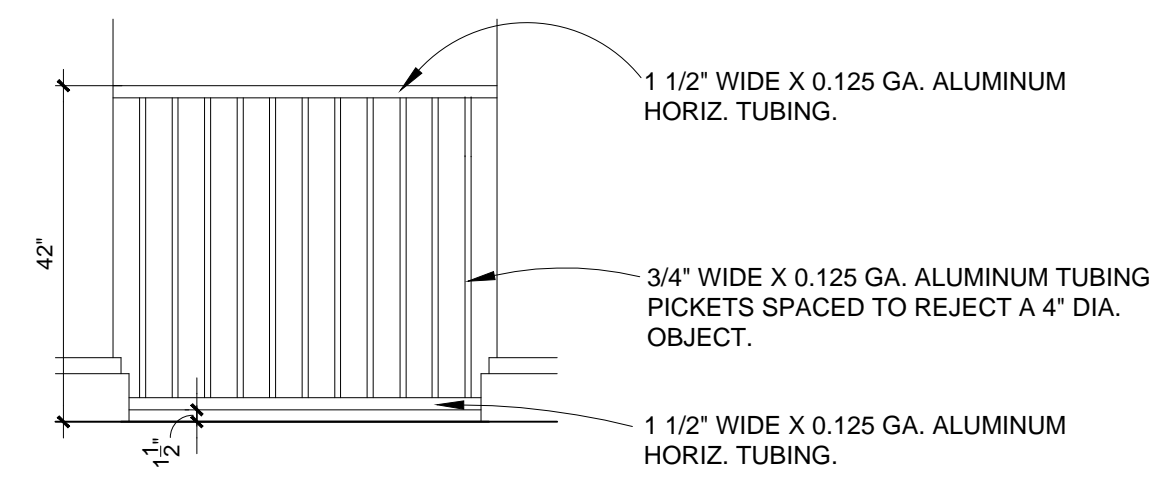
TYPICAL STAIR GUARDRAIL & HANDRAIL DETAIL  
SCALE: 1/2" = 1'-0"



2

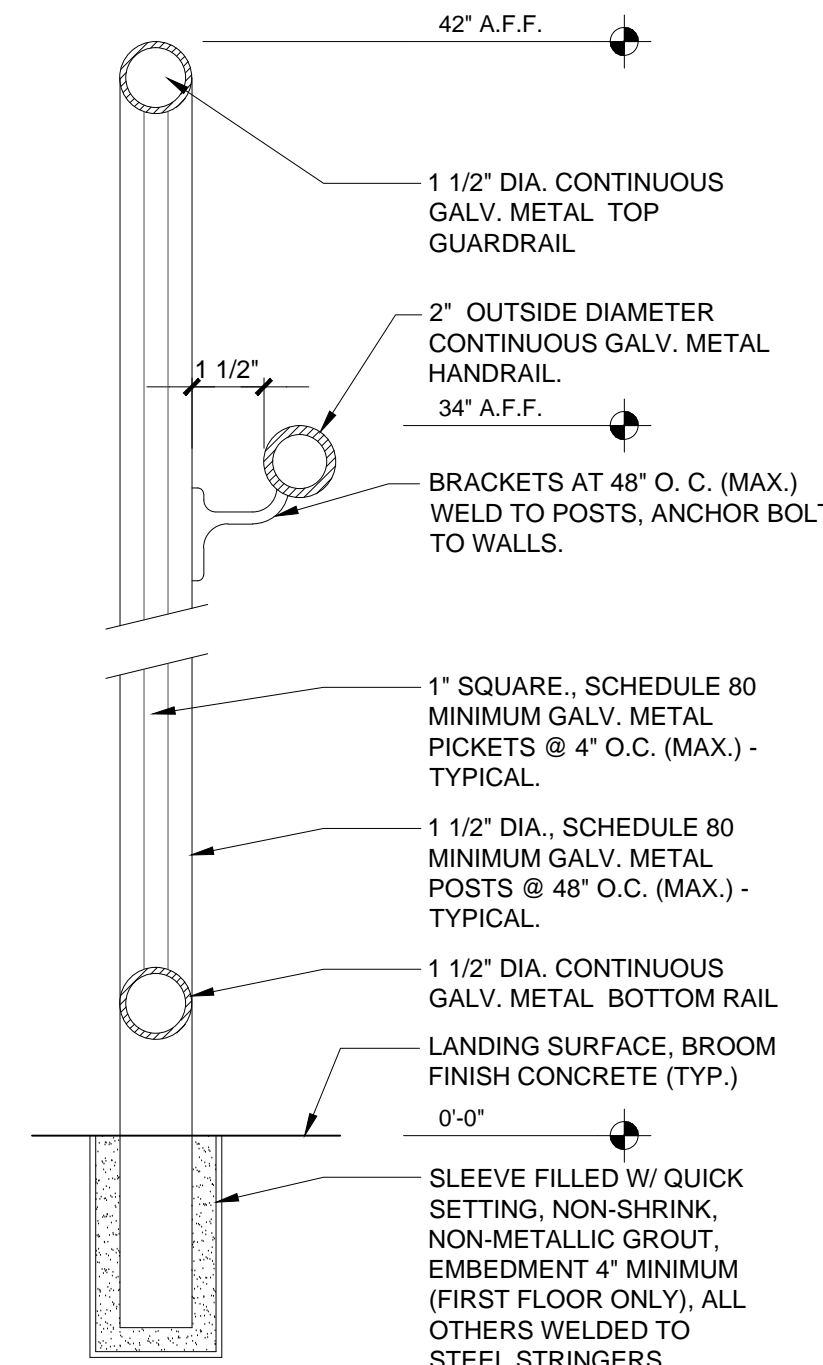
TYPICAL WALL MOUNTED HANDRAIL DETAIL  
SCALE: 1 1/2" = 1'-0"

ALUMINUM RAILING NOTES:  
ALL ALUMINUM SECTIONS TO BE FACTORY WELDED AND RECEIVE FACTORY APPLIED PAINT. COLOR AS SELECTED BY ARCHITECT.  
ALL ALUMINUM SECTIONS SPACED TO REJECT A 4" DIA. OBJECT AS PER 2014 (FIFTH) F.B.C. SECTION 1013.4  
ALL ALUMINUM RAILINGS SHALL BE DESIGNED TO RESIST A UNIFORM LOAD OF 50 LBS. PER LINEAL FOOT  
ALL INTERMEDIATE ALUMINUM RAILS SHALL BE DESIGNED TO RESIST A UNIFORM LOAD OF 50 LBS. PER LINEAL FOOT  
ALL INTERMEDIATE POSTS SHALL NOT EXCEED 4'-0" O.C.



4

TYPICAL ALUM. RAILING DETAIL  
SCALE: 1/2" = 1'-0"



3

TYP. STAIR GUARDRAIL & HANDRAIL SECTION & NOTES  
SCALE: 3/8" = 1'-0"

STAIR HANDRAIL AND GUARDRAIL NOTES:  
1. AS PER F.B.C. 1009.11.1 - STAIR HANDRAIL SHALL BE INSTALLED AT 34" - 38" ABOVE SLOPED PLANE ADJOINING TREAD NOSINGS AND SHALL BE INSTALLED TO RESIST LOADS AS REQUIRED.  
2. AS PER F.B.C. 1009.11 - STAIRWAYS SHALL HAVE HANDRAILS ON EACH SIDE. HANDRAILS SHALL BE ADEQUATE IN STRENGTH AND ATTACHMENT IN ACCORDANCE WITH SECTION 1607.7  
3. AS PER F.B.C. 2014 (FIFTH EDITION), 1012.12.4 - HANDRAIL GRIPPING SURFACES SHALL BE CONTINUOUS, WITHOUT INTERRUPTION BY NEWEL POSTS OR OTHER OBSTRUCTIONS.

GUARDRAIL NOTE:  
AS PER F.B.C. 2014 (FIFTH EDITION), SEC 1013.4 - OPEN GUARDRAILS SHALL HAVE BALUSTERS OR ORNAMENTAL PATTERNS SUCH THAT A 4" DIAMETER SPHERE CANNOT PASS THROUGH ANY OPENING UP TO A HEIGHT OF 42" A.F.F.

HANDRAILS FOR STAIRWAYS SHALL BE ADEQUATE IN STRENGTH AND ATTACHMENT IN ACCORDANCE WITH F.B.C. SECTION 1607.7  
ALL HANDRAILS SHALL COMPLY WITH F.B.C. 2014 (FIFTH EDITION), SECTION 1012.1

ALL GALV. MTL. GUARDRAILS, HANDRAILS, BRACKETS, AND COMPONENTS SHALL BE PRIMED & PAINTED THROUGHOUT THIS PROJECT (TYPICAL).

REV.	DATE	DESCRIPTION

DESIGN DELIVERABLE: PERMIT SET  
ISSUE DATE: 05-11-16  
PROJECT NUMBER: 1177 - 150203  
DRAWN BY: FC  
CHECKED BY: JS  
Copyright (c) by SYNALOVSKI ROMANIK SAYE, LLC All Rights Reserved.  
SHEET TITLE:  
STAIRS / ELEVATOR DETAILS  
SHEET NUMBER:

**A-703**