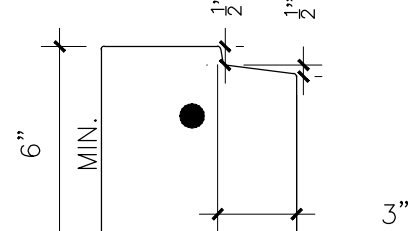
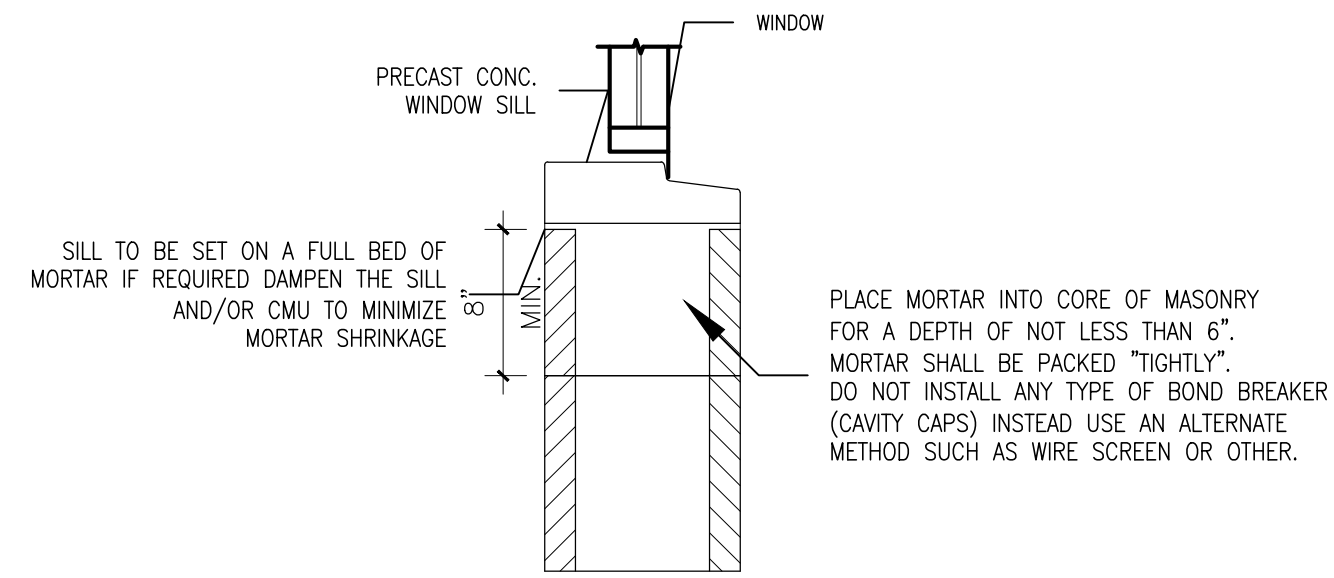


IT IS THE INTENT OF THIS DETAIL TO PROVIDE SOLID MASONRY FOR A DISTANCE OF APPROXIMATELY 6" BELOW THE WINDOW SILL SO AS TO FACILITATE A VERTICAL SHUTTER INSTALLATION AND TO MINIMIZE MOISTURE INTRUSION. THIS DETAIL SHALL BE APPLIED EVERYWHERE UNLESS AN ALTERNATE DETAIL (POURED SILL, BOND BEAM, OR OTHER) IS SPECIFIED. IN ADDITION, THIS DETAIL SHALL BE APPLICABLE IRRESPECTIVE OF A SECTION DETAIL BEING SHOWN ON THE PLAN.



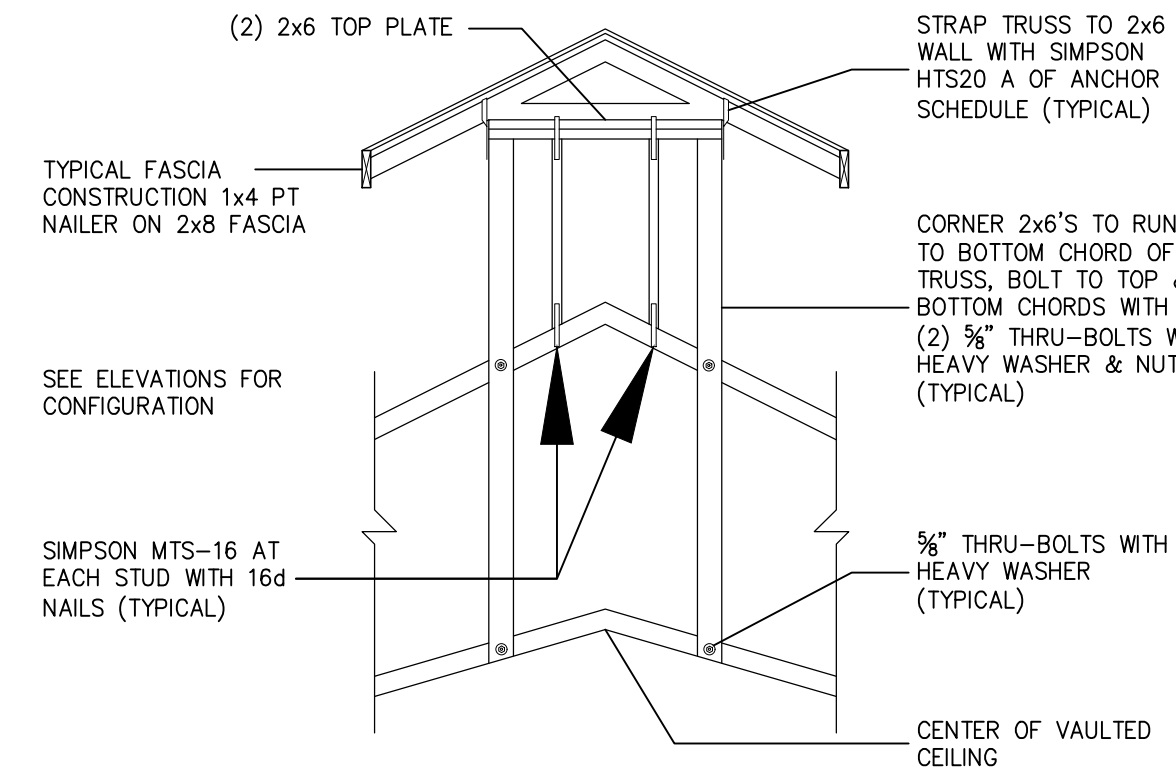
IN LIEU OF A PRECAST SILL A POURED SILL MAY BE USED SO LONG AS THE DEPTH IS AS SHOWN AND A #5 BAR IS PLACED FOR A DISTANCE OF AT LEAST WIDTH - 6"



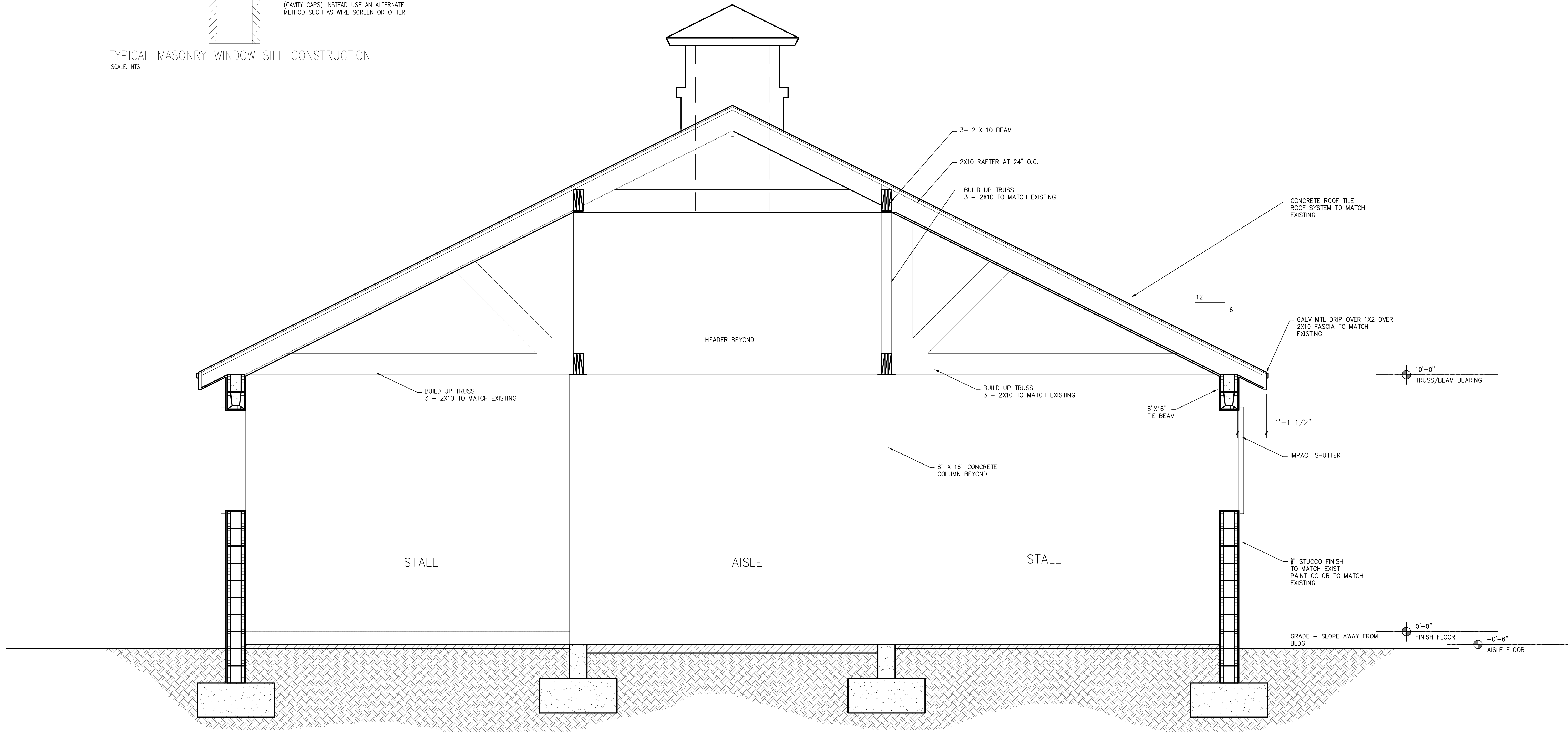
TYPICAL MASONRY WINDOW SILL CONSTRUCTION
SCALE: NTS

DOOR SCHEDULE							
(ALL FRENCH DOORS ARE ALUMINUM W/ TINTED GLASS BY "PGT" OR APPROVED EQUAL)							
FIRST FLOOR DOORS							
SYM	SIZE		TYPE	MATERIAL	FRAME	WIND PRESSURES	REMARKS
(101)	8090		OHGD	STEEL	STEEL		IMPACT
(102)	3080		SWING	WOOD	WOOD		IMPACT
(103)	3080		SWING	WOOD	WOOD		
(104)	4080		SWING	STEEL	STEEL		IMPACT
(105)	4080		SWING	STEEL	STEEL		IMPACT

WINDOW SCHEDULE							
FIRST FLOOR WINDOWS							
SYM	SIZE		TYPE	MATERIAL	FRAME	WIND PRESSURES	REMARKS
(101)	not used						
(102)	C25		SH	ALUM	ALUM		IMPACT



CUPOLA DETAIL
SCALE: NTS



CODE
 ■ FLORIDA BLDG CODE 2014 W/ SUPPLEMENTS
 ■ FLORIDA EXIST. BLDG CODE 2014
 ■ FLORIDA FIRE PREV CODE 2012 5TH EDITION
 ■ NEC 2011

STABLE EXPANSION
 13460 IMPERIAL POINT LANE
 WELLINGTON, FL

Revisions:

ALL IDEAS, DESIGNS, ARRANGEMENTS AND PLANS INDICATED OR REPRESENTED BY THIS DRAWING ARE OWNED BY RICHARD BARNES AND THE PROPERTY OF THIS OFFICE AND WERE CREATED, EVALUATED AND DEVELOPED FOR USE ON, AND IN CONNECTION WITH, THE SPECIFIC PROJECT. NONE OF SUCH IDEAS, DESIGNS, AND ARRANGEMENTS OR PLANS SHALL BE USED BY OR OCCASIONED TO ANY PERSON, FIRM OR CORPORATION FOR ANY PURPOSE WHATSOEVER WITHOUT WRITTEN PERMISSION OF RICHARD BARNES.
 WRITTEN DIMENSIONS ON THESE DRAWINGS SHALL HAVE PRECEDENCE OVER SCALE DIMENSIONS.
 CONTRACTOR SHALL VERIFY AND BE RESPONSIBLE FOR ALL DIMENSIONS AND CONDITIONS ON THE JOB AND THIS OFFICE MUST BE NOTIFIED OF ANY VARIATIONS FROM THE DIMENSIONS AND CONDITIONS AS SHOWN ON THESE DRAWINGS.

RICHARD BARNES
 ARCHITECTURAL
 DESIGN SERVICES LLC
 1807 E. TER. DR.
 LAKE WORTH, FL 33460
 (561) 574-1027

DRAWN
CHECKED
DATE 4-26-16
SCALE AS NOTED
FOR PERMIT
SHEET
A8
OF SHEETS