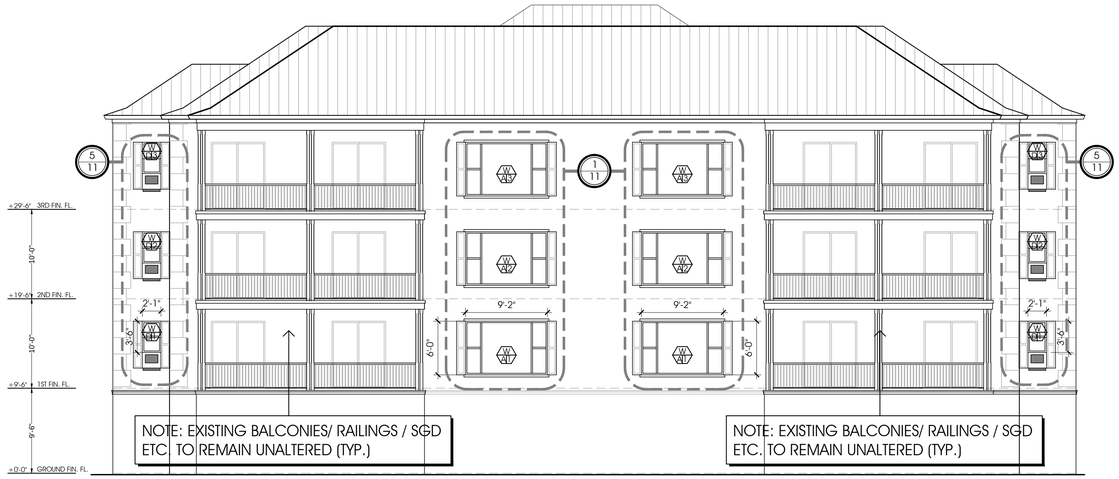

Rear Elevation

1/8" SC

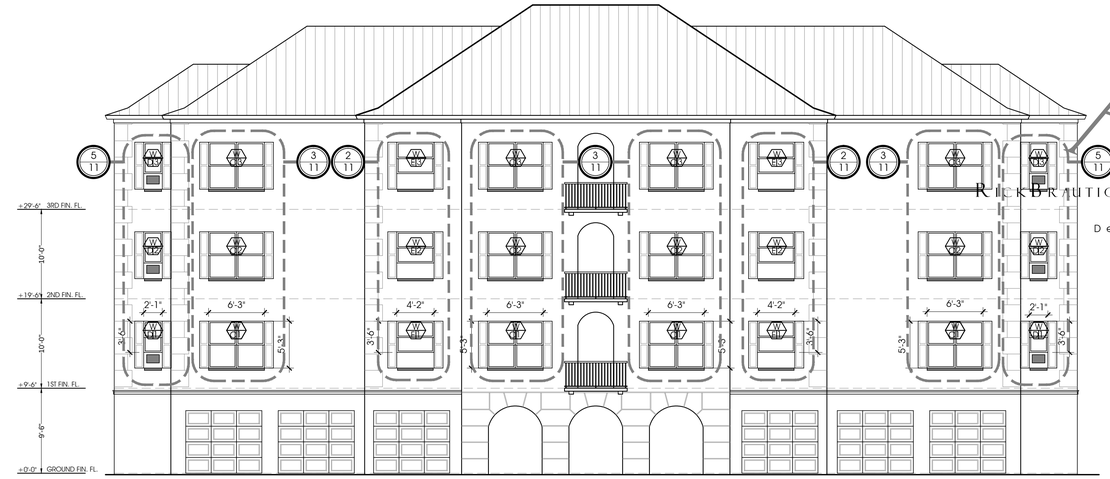

Front Elevation

1/8" SC

W D3	W A3	W A3	W D3	W D3	W C3	W E3	W C3	W E3	W C3	W E3	W C3	W D3	W C3	W D3
+ 47.2 P.S.F.	+ 42.0 P.S.F.	+ 42.0 P.S.F.	+ 47.2 P.S.F.	+ 47.2 P.S.F.	+ 43.6 P.S.F.	+ 46.0 P.S.F.	+ 43.6 P.S.F.	+ 46.0 P.S.F.	+ 43.6 P.S.F.	+ 46.0 P.S.F.	+ 43.6 P.S.F.	+ 43.6 P.S.F.	+ 43.6 P.S.F.	+ 47.2 P.S.F.
- 63.2 P.S.F.	- 46.0 P.S.F.	- 46.0 P.S.F.	- 63.2 P.S.F.	- 63.2 P.S.F.	- 47.6 P.S.F.	- 60.8 P.S.F.	- 51.8 P.S.F.	- 60.8 P.S.F.	- 51.8 P.S.F.	- 60.8 P.S.F.	- 51.8 P.S.F.	- 47.6 P.S.F.	- 47.6 P.S.F.	- 63.2 P.S.F.
W D2	W A2	W A2	W D2	W D2	W C2	W E2	W C2	W E2	W C2	W E2	W C2	W D2	W C2	W D2
+ 47.2 P.S.F.	+ 42.0 P.S.F.	+ 42.0 P.S.F.	+ 47.2 P.S.F.	+ 47.2 P.S.F.	+ 43.6 P.S.F.	+ 46.0 P.S.F.	+ 43.6 P.S.F.	+ 46.0 P.S.F.	+ 43.6 P.S.F.	+ 46.0 P.S.F.	+ 43.6 P.S.F.	+ 43.6 P.S.F.	+ 43.6 P.S.F.	+ 47.2 P.S.F.
- 63.2 P.S.F.	- 46.0 P.S.F.	- 46.0 P.S.F.	- 63.2 P.S.F.	- 63.2 P.S.F.	- 47.6 P.S.F.	- 60.8 P.S.F.	- 51.8 P.S.F.	- 60.8 P.S.F.	- 51.8 P.S.F.	- 60.8 P.S.F.	- 51.8 P.S.F.	- 47.6 P.S.F.	- 47.6 P.S.F.	- 63.2 P.S.F.
W D1	W A1	W A1	W D1	W D1	W C1	W E1	W C1	W E1	W C1	W E1	W C1	W D1	W C1	W D1
+ 47.2 P.S.F.	+ 42.0 P.S.F.	+ 42.0 P.S.F.	+ 47.2 P.S.F.	+ 47.2 P.S.F.	+ 43.6 P.S.F.	+ 46.0 P.S.F.	+ 43.6 P.S.F.	+ 46.0 P.S.F.	+ 43.6 P.S.F.	+ 46.0 P.S.F.	+ 43.6 P.S.F.	+ 43.6 P.S.F.	+ 43.6 P.S.F.	+ 47.2 P.S.F.
- 63.2 P.S.F.	- 46.0 P.S.F.	- 46.0 P.S.F.	- 63.2 P.S.F.	- 63.2 P.S.F.	- 47.6 P.S.F.	- 60.8 P.S.F.	- 51.8 P.S.F.	- 60.8 P.S.F.	- 51.8 P.S.F.	- 60.8 P.S.F.	- 51.8 P.S.F.	- 47.6 P.S.F.	- 47.6 P.S.F.	- 63.2 P.S.F.

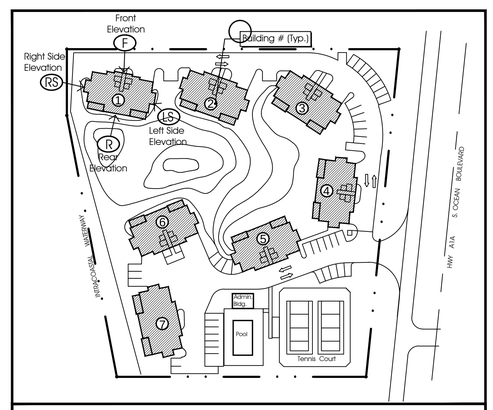

KEY PLAN

N.T.S.

Finish Notes:

1. NEW PGT WINDOWS INSTALLED PER NOA
2. NEW ⅝" STUCCO FINISH TO MATCH EXISTING BONDING AGENT
3. ALUMINUM COLONIAL SHUTTER BY WILLARD SHUTTER CO. MIAMI, FL. INSTALL PER APPROVED NOA (MATCH EXISTING SHUTTER SPEC'S.)

Aluminum Colonial Shutters

ALUMINUM COLONIAL SHUTTER
BY: WILLARD SHUTTER CO. MIAMI, FL.
INSTALL PER APPROVED NOA
(MATCH EXISTING SHUTTER SPEC'S.)
4420 NW 35 COURT, MIAMI, FL. 33142

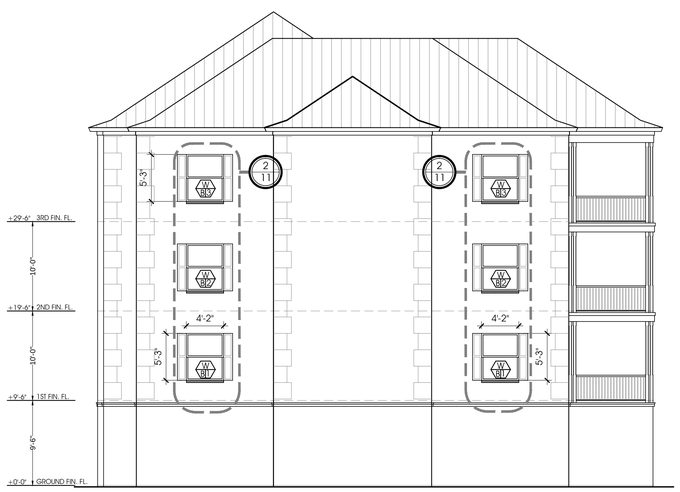

Elevation Right Side

1/8" SC

W B3	W B3
+ 44.8 P.S.F.	+ 44.8 P.S.F.
- 48.8 P.S.F.	- 48.8 P.S.F.
W B2	W B2
+ 44.8 P.S.F.	+ 44.8 P.S.F.
- 48.8 P.S.F.	- 48.8 P.S.F.
W B1	W B1
+ 44.8 P.S.F.	+ 44.8 P.S.F.
- 48.8 P.S.F.	- 48.8 P.S.F.

WINDOW SCHEDULE

See Elevations Window Size

MARK	SIZE	TYPE	GLASS TINT	GLASS IMPACT	FRAME COLOR	FRAME MATERIAL	TOP AFF	NOA req'd
A	See Elevations For Window Size	Fixed Glass	GREY	YES	WHITE	Aluminum	Match Exist. Opening	YES
B	"	Single Hung	GREY	YES	WHITE	Aluminum	"	YES
C	"	Single Hung	GREY	YES	WHITE	Aluminum	"	YES
D	"	Single Hung	GREY	YES	WHITE	Aluminum	"	YES
E	"	Single Hung	GREY	YES	WHITE	Aluminum	"	YES
F	"	Single Hung	GREY	YES	WHITE	Aluminum	"	YES

NOTE: ALL WINDOWS BASED ON PGT

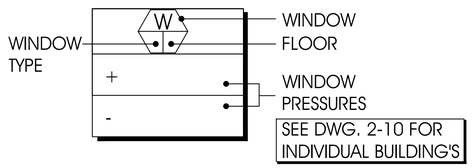

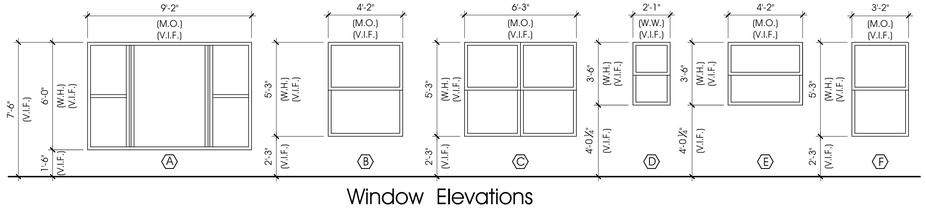

Window Elevations

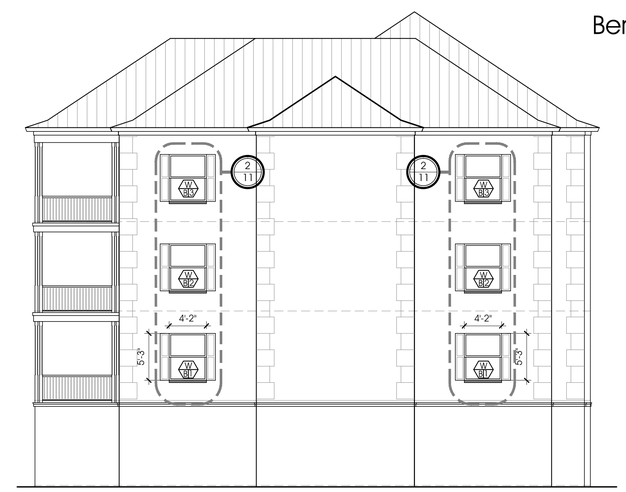

Elevation Left Side

1/8" SC

W B3	W B3
+ 44.8 P.S.F.	+ 44.8 P.S.F.
- 48.8 P.S.F.	- 48.8 P.S.F.
W B2	W B2
+ 44.8 P.S.F.	+ 44.8 P.S.F.
- 48.8 P.S.F.	- 48.8 P.S.F.
W B1	W B1
+ 44.8 P.S.F.	+ 44.8 P.S.F.
- 48.8 P.S.F.	- 48.8 P.S.F.

RICK BRAUTIGAN ARCHITECTURE
1025 S Dixie Highway
Delray Beach, FL 33483
Ph: 561.272.9086
Fx: 561.272.5636
AAC002029

Date:

Mark Duckett,
P.E., S.I., S.E.S.C.
consulting Structural Engineer
3844 N.W. 43rd Terr.
Coconut Creek, FL.
FL Registration P.E. #45196
S.I. #1040

Bermuda High West

2150 S. Ocean Boulevard
Delray Beach,
Florida

R.B.A. P.N. 11616.04

Issued

- :Permit Set
- :G.C. Bid Set
- :Owner Review
- 9-15-16:Structural Review

BUILDING #1

Proposed Elevations Bldg.1

4-Story 1/8" SC

A3

© PAUL RICHARD BRAUTIGAN, ARCHITECT AR0011073

PROGRESS SET/NFC 09/15/2016

ALL DESIGNS, CONCEPTS, AND IDEAS CONTAINED AND REPRESENTED HEREIN ARE THE PROPERTY OF RICK BRAUTIGAN ARCHITECTURE, INC. AND MAY NOT BE ALTERED, CHANGED, MODIFIED OR COPIED WITHOUT THE PERMISSION OF RICK BRAUTIGAN ARCHITECTURE, INC. EXPRESSED IN WRITING.
1. DRAWINGS ARE NOT TO BE SCALED. WRITTEN DIMENSIONS HAVE PRECEDENCE OVER ALL SCALED DIMENSIONS. 2. CONTRACTOR TO VERIFY ALL DIMENSIONS AND ADVISE ARCHITECT OF ANY DISCREPANCIES.CONSTRUCTION SHALL NOT PROCEED UNTIL SAID DISCREPANCIES HAVE BEEN RESOLVED.
3. NO MATERIALS OR SYSTEMS ARE TO BE FABRICATED UNTIL : A) ALL DIMENSIONS HAVE BEEN VERIFIED BY CONTRACTOR B) SHOP DRAWINGS HAVE BEEN REVIEWED AND ACCEPTED BY THE ARCHITECT