


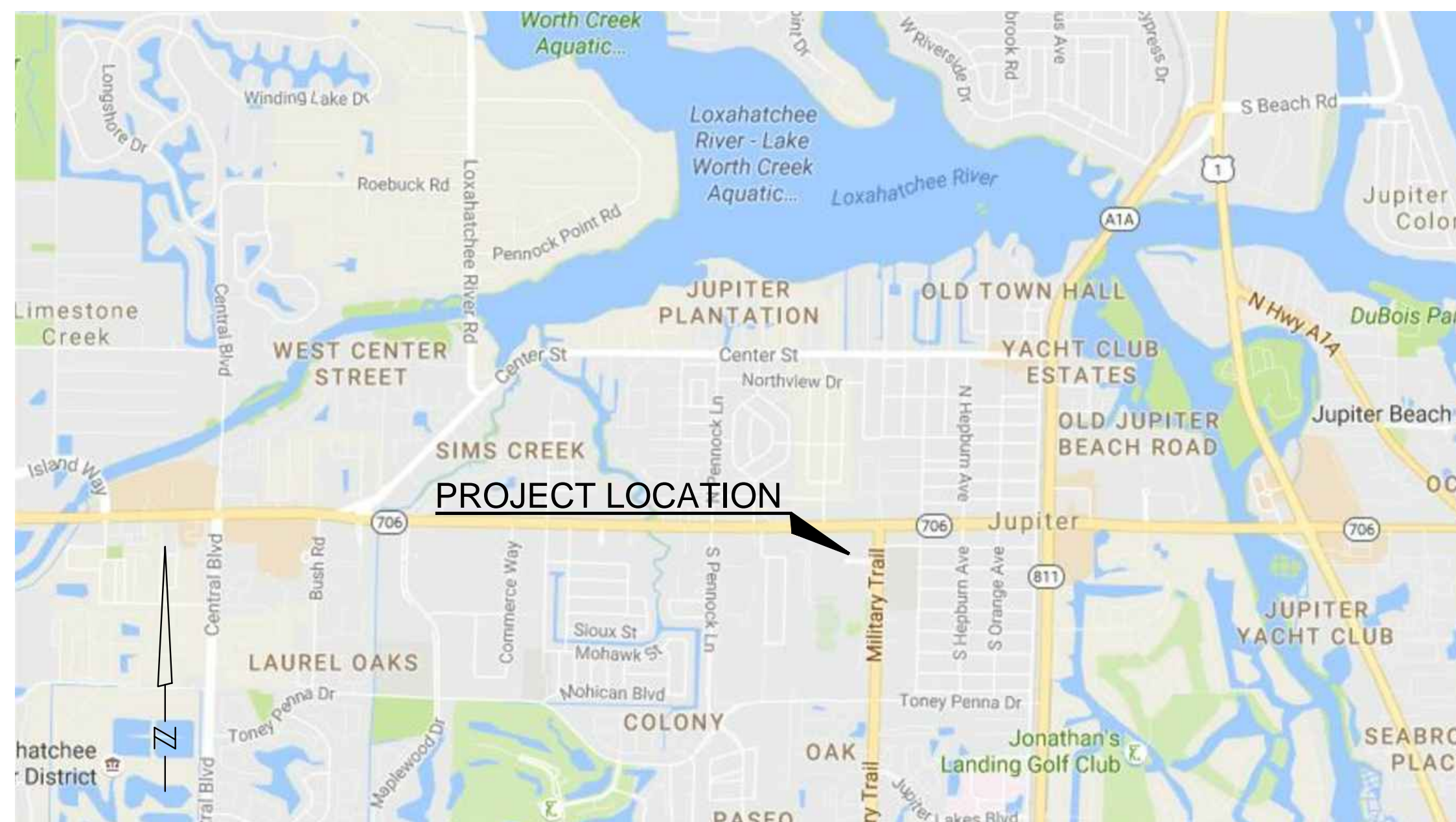
# CONSTRUCTION PLANS FOR COUNCIL CHAMBER RENOVATIONS

PREPARED FOR THE  
TOWN OF JUPITER



## TOWN OFFICIALS

|                 |                         |
|-----------------|-------------------------|
| TODD WODRASKA   | MAYOR                   |
| ILAN KAUFER     | VICE MAYOR              |
| RON DELANEY     | TOWN COUNCIL MEMBER     |
| JIM KURETSKI    | TOWN COUNCIL MEMBER     |
| WAYNE POSNER    | TOWN COUNCIL MEMBER     |
| ANDREW LUKASIK  | TOWN MANAGER            |
| <br>            |                         |
| THOMAS DRISCOLL | DIRECTOR OF ENGINEERING |



**LOCATION MAP**

NTS

## INDEX OF SHEETS

- G1 - COVER SHEET
- A1 - EXISTING FLOOR PLAN
- A2 - PROPOSED DAIS PLAN
- A3 - ENLARGED DAIS PLAN
- A4 - DAIS SECTION & PLAN DETAILS
- A5 - SWIVEL PODIUM
- A6 - FIXED PODIUM
- A7 - STAFF TABLE
- A8 - ARCHITECTURAL SPECIFICATIONS
- AV1 - AV SYSTEM ONELINE DIAGRAM PODIUMS & STAFF TABLE
- AV2 - AV SYSTEM ONELINE DIAGRAM DAIS
- AV3 - AV SYSTEM ONELINE DIAGRAM RACK & PROJECTORS
- AV4 - AV SYSTEM DEVICE LOCATIONS & ELECTRICAL WORK
- AV5 - AV SPECIFICATION

Plotted By: Richard Sheet Set: KHA\_Layout\_COVER\_ September, 15, 2016 01:31:59pm S:\340.01-TOW Council Chambers\340.01.02-COVER.dwg This document together with the concepts and designs presented herein, is intended only for the specific purpose and client for which it was prepared. Reuse of any improper reliance on this document without written authorization and approval by Kimley-Horn and Associates, Inc. shall be without liability to Kimley-Horn and Associates, Inc.



|     |           |      |    |   |  |                 |   |             |  |  |             |  |                     |  |
|-----|-----------|------|----|---|--|-----------------|---|-------------|--|--|-------------|--|---------------------|--|
|     |           |      |    |   | KHA PROJECT<br>044000057<br>DATE<br>SEPT 15, 2016<br>SCALE AS SHOWN<br>DESIGNED BY RS<br>DRAWN BY CAD<br>CHECKED BY RS |                 | COUNCIL CHAMBER<br>RENOVATIONS<br>PREPARED FOR<br>THE TOWN OF JUPITER |             | LICENSED PROFESSIONAL<br>RICHARD L. SUN<br>STATE LICENSE NUMBER<br>12244 |  | COVER SHEET |  | SHEET NUMBER<br>G-1 |  |
| No. | REVISIONS | DATE | BY | © 2016 KIMLEY-HORN AND ASSOCIATES, INC.<br>1920 WEKIVA WAY SUITE 200, WEST PALM BEACH, FL 33411<br>PHONE: 561-845-0665 FAX: 561-863-8175<br>WWW.KIMLEY-HORN.COM CA 00000696 |  | JUPITER FLORIDA |   | DATE: _____ |  |  |             |  |                     |  |

Plotted By: Richard Sheet Set: KHA\_Layout: A1 September 15, 2016 01:26:26pm S:\340.01-TOJ Council Chambers\340.01.02-NEW-FP.dwg  
 This document together with the concepts and designs presented herein, is intended only for the specific purpose and client for which it was prepared. Reuse of any improper reliance on this document without written authorization and approval by Kimley-Horn and Associates, Inc. shall be without liability to Kimley-Horn and Associates, Inc.

**GENERAL NOTES:**

**SCOPE OF WORK:** FURNISH ALL LABOR, MATERIALS, TOOLS, SUPPLIES, EQUIPMENT AND MACHINERY NECESSARY TO COMPLETE THE WORK IN ACCORDANCE WITH THE CONTRACT DOCUMENTS. MATERIALS OR WORK DESCRIBED IN WORDS WHICH HAVE A WELL KNOWN TECHNICAL TRADE MEANING SHALL BE HELD TO REFER TO THE RECOGNIZED STANDARD. ALL MATERIALS SHALL BE NEW, UNLESS OTHERWISE SPECIFIED.

**CODES:** ALL WORK PERFORMED AND MATERIALS USED SHALL MEET ALL REQUIREMENTS OF THE LATEST ADOPTED EDITION OF THE FLORIDA BUILDING CODE, STATE CODES, AND LOCAL CODES, ORDINANCES, AND REGULATIONS HAVING JURISDICTION.

**PERMITS:** THE CONTRACTOR SHALL SECURE AND PAY FOR THE BUILDING PERMIT AND ALL REQUIRED OTHER PERMITS AND FEES, LICENSES, AND INSPECTIONS NECESSARY FOR THE PROPER EXECUTION AND COMPLETION OF THE WORK.

**DIMENSIONS:** VERIFY ALL DIMENSIONS IN THE FIELD PRIOR TO BEGINNING WORK. THE CONTRACTOR SHALL IMMEDIATELY NOTIFY THE ARCHITECT & ENGINEER OF ANY DISCREPANCIES BETWEEN THESE PLANS AND EXISTING FIELD CONDITIONS.

**WORKMANSHIP:** ALL WORK SHALL BE CONDUCTED IN A PROFESSIONAL, WORKMANLIKE MANNER SO THAT CURRENT BUILDING OPERATIONS ARE NOT INTERRUPTED.

**BUILDING SERVICES:** ANY REQUIRED SHUT-DOWN OF BUILDING SERVICES SHALL BE COORDINATED WITH THE OWNER AT LEAST 72 HOURS PRIOR TO SUCH OCCURRENCE.

**EXISTING CONDITIONS:** THE CONTRACTOR SHALL VISIT THE SITE AND BECOME FAMILIAR WITH THE EXISTING CONDITIONS AND THE COORDINATION OF THE WORK. ANY OMISSIONS OR CONFLICT IN THE WORKING DRAWINGS OR BETWEEN THE DRAWINGS AND EXISTING FIELD CONDITIONS WHICH MAY INTERFERE WITH THE PROPER EXECUTION AND COMPLETION OF THE DESCRIBED WORK SHALL BE BROUGHT TO THE ATTENTION OF THE ARCHITECT AND ENGINEER PRIOR TO PROCEEDING WITH THE WORK. ANY EXISTING INFORMATION SHOWN IS DIAGRAMMATIC AND BASED UPON THE BEST INFORMATION AVAILABLE AT THIS TIME, HOWEVER, MAY NOT REFLECT ALL FIELD CONDITIONS.

**Asbestos Demolition/Renovation Project Notification Requirements**

Asbestos fiber-release exposure has been associated with the development of diseases such as asbestosis, lung cancer, and mesothelioma, a rare and usually fatal disease. The health risk associated with asbestos has resulted in Federal Regulations, some of which are contained in the National Emission Standards for Hazardous Air Pollutants (NESHAP). The Palm Beach County Health Department is the agency responsible for enforcing the NESHAP regulations in Palm Beach County.

Prior to starting work, an Asbestos Survey shall be undertaken to determine whether or not Regulated Asbestos Containing Materials (RACM) are present in the work area. If the Asbestos Survey indicates that RACM is present, the contractor shall provide proper written notification as required by NESHAP.

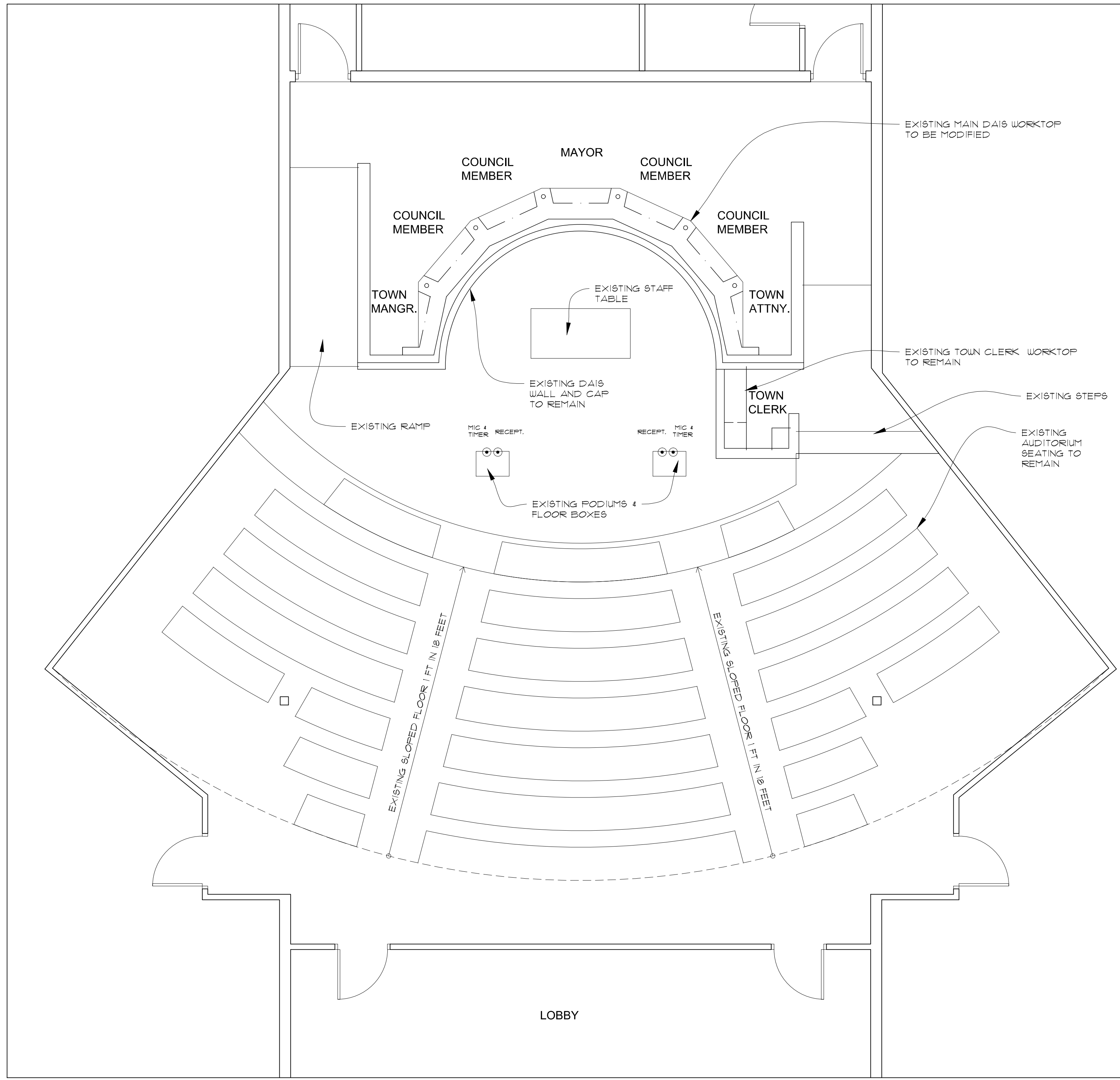
**CUTTING & PATCHING:** WHERE EXISTING ELEMENTS OF THE BUILDING ARE REQUIRED TO BE CUT, FIT, ALTERED OR REMOVED IN THE PROPER EXECUTION OF THIS WORK, THE CONTRACTOR SHALL TAKE ALL NECESSARY PRECAUTIONS TO PREVENT DAMAGE TO OTHER PORTIONS OF THE EXISTING BUILDING INCLUDING BUT NOT LIMITED TO THE SHORING, BRACING AND SUPPORT REQUIRED TO MAINTAIN STRUCTURAL INTEGRITY OF THE EXISTING BUILDING. UPON COMPLETION OF THE WORK, ALL EXISTING MATERIALS, SYSTEMS AND ASSEMBLIES SHALL BE REPLACED, REPAIRED, OR REFIT TO MATCH OR EXCEED THE FIT, FINISH AND PERFORMANCE OF PREVIOUS CONDITIONS. DO NOT PROCEED WITH WORK UNTIL UNSATISFACTORY CONDITIONS WHICH AFFECT SAFETY, STRUCTURAL INTEGRITY OR WATERTIGHTNESS OF BUILDING ARE CORRECTED. SEE RELATED SECTIONS "PENETRATIONS THRU FIRE RATED ASSEMBLIES"

**STORAGE & INSTALLATION:** ALL MATERIALS AND EQUIPMENT SHALL BE STORED AND INSTALLED IN ACCORDANCE WITH THE MANUFACTURER'S RECOMMENDATIONS UNLESS OTHERWISE NOTED.

**PROTECTIONS:** PROTECT WITH TEMPORARY BARRICADES, COVERINGS, OR OTHER PROTECTIONS TO PREVENT INJURY OR DAMAGE TO PERSONS OR PROPERTY. THE CONTRACTOR SHALL BE RESPONSIBLE FOR REPAIRING ANY DAMAGE CAUSED BY HIS OPERATIONS. PROVIDE REQUIRED PROTECTION INCLUDING, BUT NOT LIMITED TO, SHORING, BRACING AND SUPPORT TO MAINTAIN STRUCTURAL INTEGRITY OF NEW AND EXISTING WORK.

**PENETRATIONS:** ALL PENETRATIONS THROUGH EXISTING FLOORS, WALLS AND ROOF SLABS FOR ELECTRICAL CONDUITS, PIPES, ETC. REQUIRED AS PART OF THIS WORK SHALL BE PATCHED WITH U.L. APPROVED FIRE STOPPING CAULKING AS MANUFACTURED BY 3M OR APPROVED EQUAL. THE CONTRACTOR SHALL SUBMIT IDENTIFIED PRODUCT DATA INCLUDING MATERIAL SPECIFICATIONS AND U.L. CLASSIFIED FIRE TEST DATA FOR ANY DEVIATIONS FROM THE STANDARD DETAILS SHOWN IN THESE PLANS.

**DISPOSAL:** THE CONTRACTOR SHALL PROVIDE PROPER OFF-SITE DISPOSAL OF ALL REMOVED BUILDING MATERIALS, OTHER ITEMS, DEBRIS, ETC. CONTRACTOR SHALL COORDINATE ALL REQUIRED CUTTING AND PATCHING OF EXISTING BUILDING REQUIRED FOR PROPER EXECUTION OF THE NEW WORK.



**EXISTING FLOOR PLAN**  
 SCALE 1/4" = 1'-0"  
 NORTH

THIS PLAN SHOWS EXISTING CONDITIONS. REFER TO SHEET A2 FOR NEW WORK.



| No. | REVISIONS | DATE | BY |
|-----|-----------|------|----|
|     |           |      |    |
|     |           |      |    |
|     |           |      |    |

**Kimley»Horn**

© 2016 KIMLEY-HORN AND ASSOCIATES, INC.  
 1920 WEKIVA WAY SUITE 200, WEST PALM BEACH, FL 33411  
 PHONE: 561-845-0665 FAX: 561-863-8175  
 WWW.KIMLEY-HORN.COM CA 00000696

|             |               |
|-------------|---------------|
| KHA PROJECT | 044000057     |
| DATE        | SEPT 15, 2016 |
| SCALE       | AS SHOWN      |
| DESIGNED BY | RS            |
| DRAWN BY    | CAD           |
| CHECKED BY  | RS            |

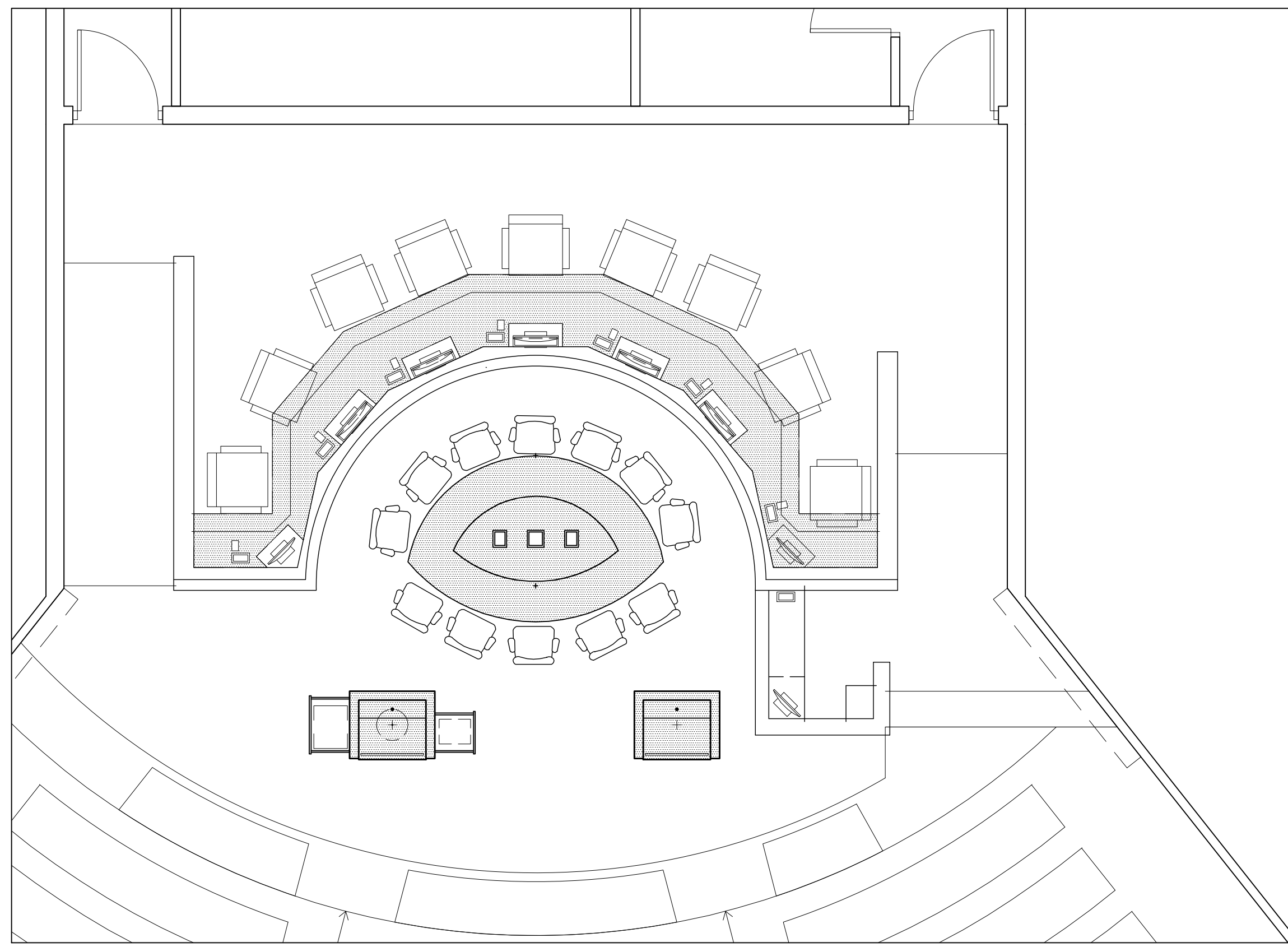
**COUNCIL CHAMBER RENOVATIONS**  
 PREPARED FOR THE TOWN OF JUPITER  
 JUPITER FLORIDA

|                       |                |
|-----------------------|----------------|
| LICENSED PROFESSIONAL | RICHARD L. SUN |
| STATE LICENSE NUMBER  | 12244          |
| DATE:                 | ----           |

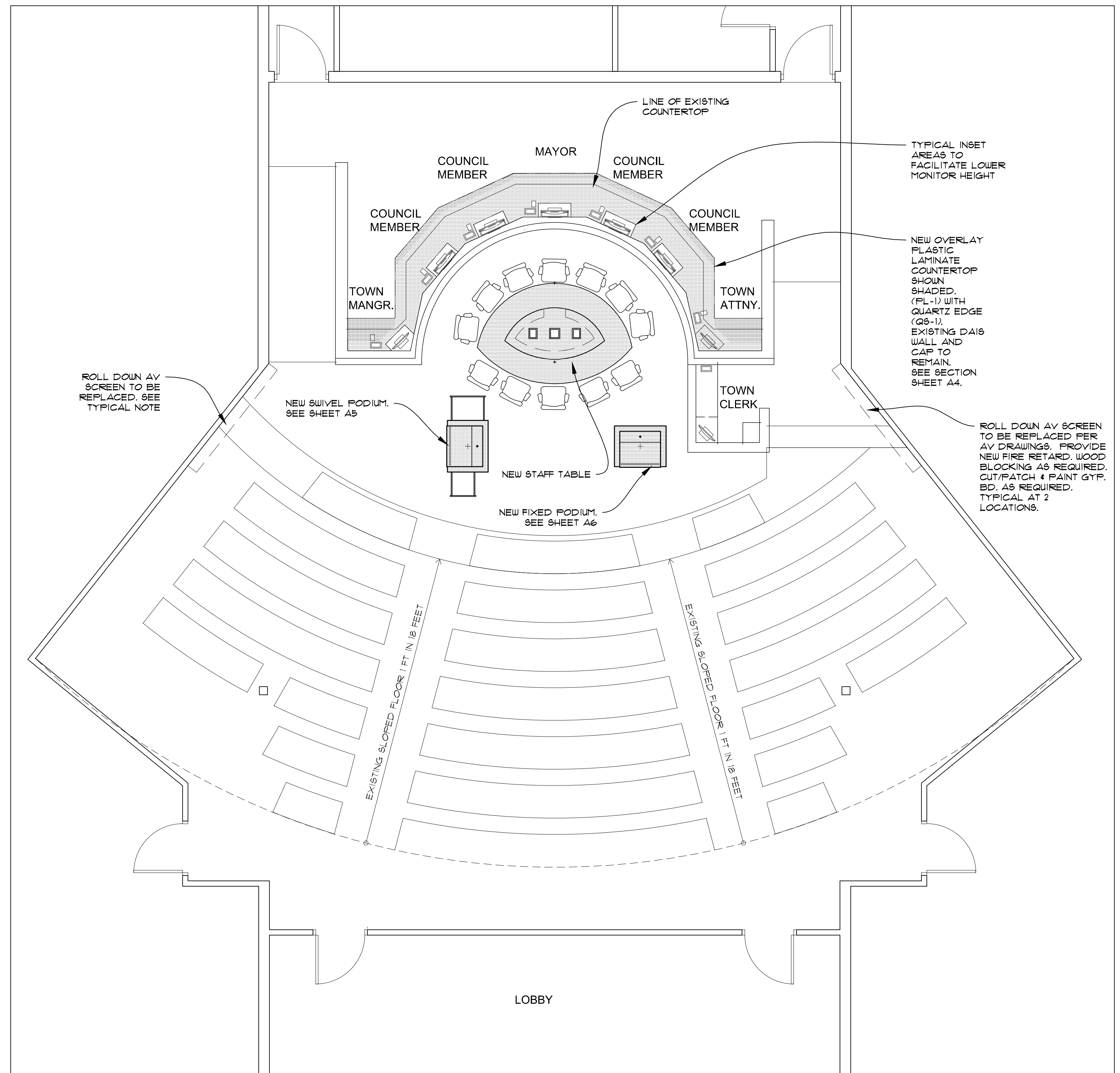
**EXISTING FLOOR PLAN**

|              |    |
|--------------|----|
| SHEET NUMBER | A1 |
|--------------|----|

Plotted By: Richard Sheet Set: KHA\_Layout: A2\_ September 15, 2016 01:31:24pm S:\340.01-TOL Council Chambers\340.01.02-NEW-FP.dwg  
 This document together with the concepts and designs presented herein, as an instrument of service, is intended only for the specific purpose and client for which it was prepared. Reuse of any improper reference on this document without written authorization and approval by Kimley-Horn and Associates, Inc. shall be without liability to Kimley-Horn and Associates, Inc.



NORTH  
**DAIS ALTERNATE SEATING (9 MEMBER)**  
 SCALE 1/4" = 1'-0"



NORTH  
**PROPOSED FLOOR PLAN (7 MEMBER SEATING)**  
 SCALE 1/4" = 1'-0"

**THE SUN GROUP**  
 architecture and planning  
 The Sun Group, Inc.  
 AA2263 / AR12244  
 820 W. Indiantown Road  
 Suite 105  
 Jupiter, Florida 33458  
 Tel 561.746.7706

| No. | REVISIONS | DATE | BY |
|-----|-----------|------|----|
|     |           |      |    |
|     |           |      |    |
|     |           |      |    |
|     |           |      |    |

**Kimley»Horn**  
 © 2016 KIMLEY-HORN AND ASSOCIATES, INC.  
 1920 WEKIVA WAY SUITE 200, WEST PALM BEACH, FL 33411  
 PHONE: 561-845-0665 FAX: 561-863-8175  
 WWW.KIMLEY-HORN.COM CA 00000696

|             |               |
|-------------|---------------|
| KHA PROJECT | 044000057     |
| DATE        | SEPT 15, 2016 |
| SCALE       | AS SHOWN      |
| DESIGNED BY | RS            |
| DRAWN BY    | CAD           |
| CHECKED BY  | RS            |

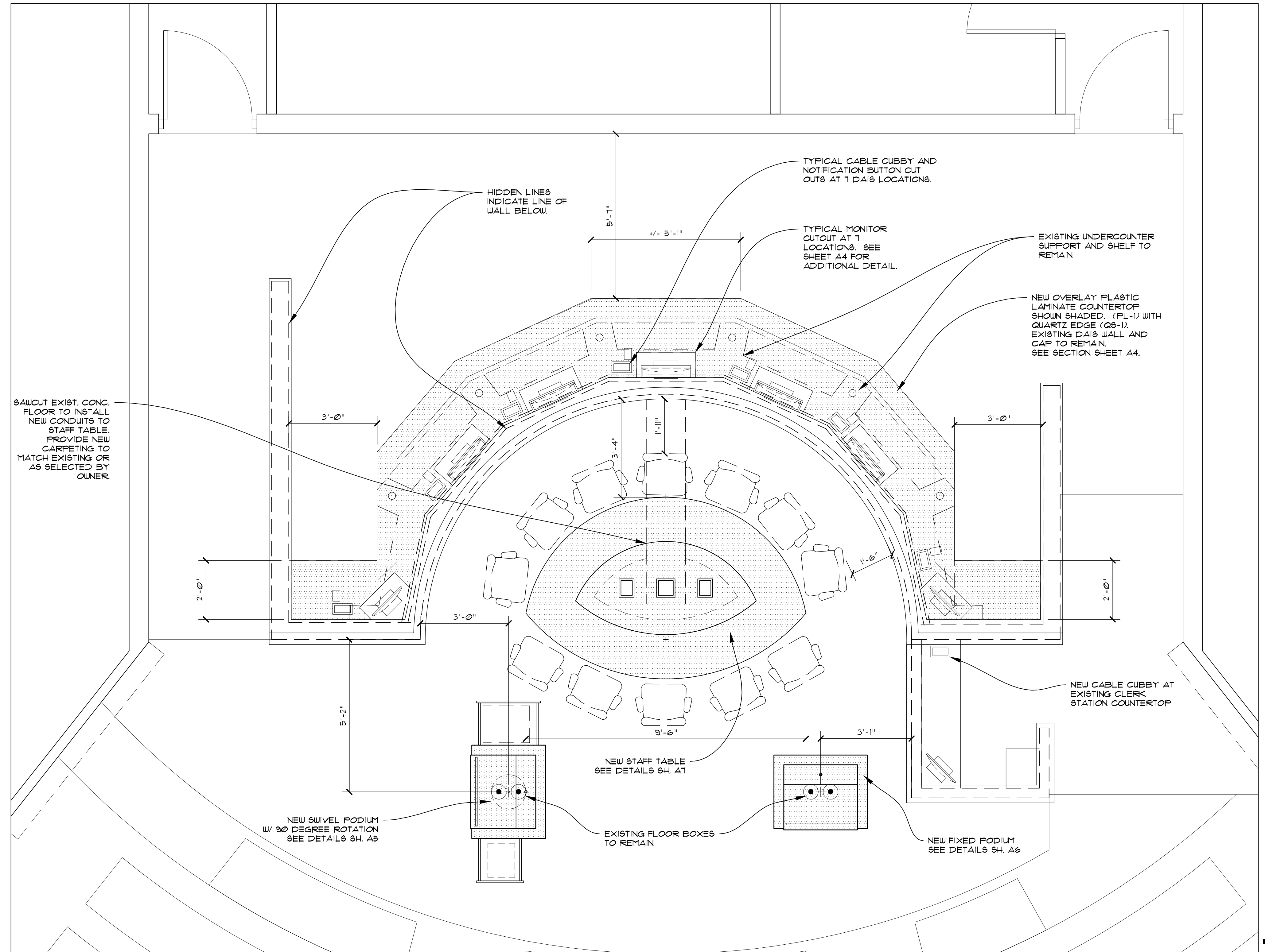
**COUNCIL CHAMBER RENOVATIONS**  
 PREPARED FOR  
**THE TOWN OF JUPITER**  
 JUPITER FLORIDA

|                       |                |
|-----------------------|----------------|
| LICENSED PROFESSIONAL | RICHARD L. SUN |
| STATE LICENSE NUMBER  | 12244          |
| DATE:                 | ----           |

**PROPOSED DAIS PLAN**

|              |    |
|--------------|----|
| SHEET NUMBER | A2 |
|--------------|----|

Plotted By: Richard Sheet Set: KHA\_Layout: A3\_ September 15, 2016 01:25:58pm S:\340.01-TOL Council Chambers\340.01.02-NEW-FP.dwg  
 This document, together with the concepts and designs presented herein, is intended only for the specific purpose and client for which it was prepared. Reuse of any improper reference on this document without written authorization and approval by Kimley-Horn and Associates, Inc. shall be without liability to Kimley-Horn and Associates, Inc.



NORTH  
**ENLARGED DAIS PLAN**  
 SCALE 1/2" = 1'-0"

| MATERIAL AND COLOR LEGEND |  |
|---------------------------|--|
| PL-1                      | PLASTIC LAMINATE: FORMICA MACCHIATO WALNUT |
| QS-1                      | QUARTZ SURFACE: SILESTONE TIGRIS SAND      |

**THE SUN GROUP**  
 architecture and planning  
 The Sun Group, Inc.  
 AA2263 / AR12244  
 820 W. Indiantown Road  
 Suite 105  
 Jupiter, Florida 33458  
 Tel 561.746.7706

| No. | REVISIONS | DATE | BY |
|-----|-----------|------|----|
|     |           |      |    |
|     |           |      |    |
|     |           |      |    |
|     |           |      |    |

**Kimley»Horn**  
 © 2016 KIMLEY-HORN AND ASSOCIATES, INC.  
 1920 WEKIVA WAY SUITE 200, WEST PALM BEACH, FL 33411  
 PHONE: 561-845-0665 FAX: 561-863-8175  
 WWW.KIMLEY-HORN.COM CA 00000696

|             |               |
|-------------|---------------|
| KHA PROJECT | 044000057     |
| DATE        | SEPT 15, 2016 |
| SCALE       | AS SHOWN      |
| DESIGNED BY | RS            |
| DRAWN BY    | CAD           |
| CHECKED BY  | RS            |

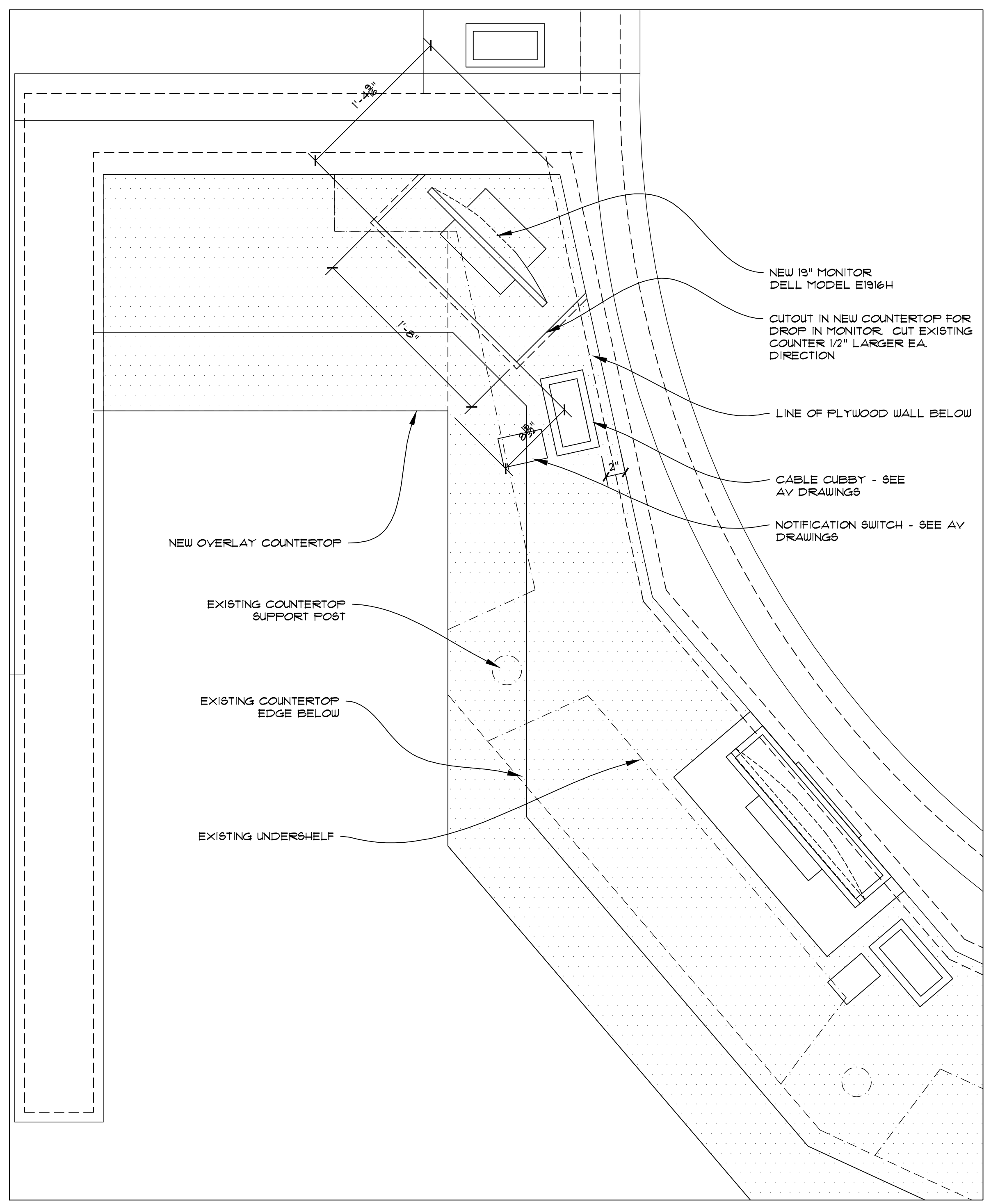
**COUNCIL CHAMBER RENOVATIONS**  
 PREPARED FOR  
**THE TOWN OF JUPITER**  
 JUPITER FLORIDA

|                       |                |
|-----------------------|----------------|
| LICENSED PROFESSIONAL | RICHARD L. SUN |
| STATE LICENSE NUMBER  | 12244          |
| DATE:                 | _____          |

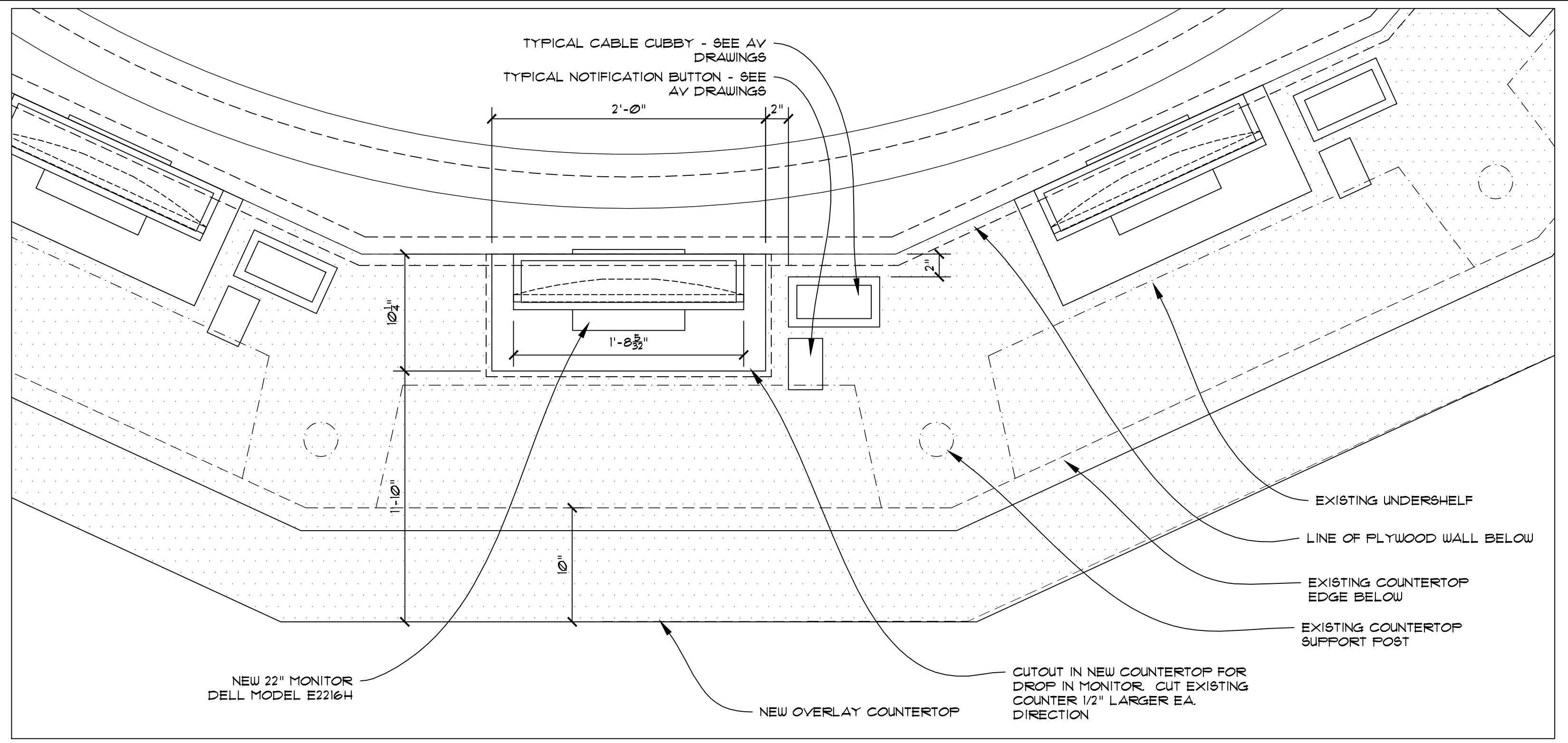
**ENLARGED DAIS PLAN**

|              |           |
|--------------|-----------|
| SHEET NUMBER | <b>A3</b> |
|--------------|-----------|

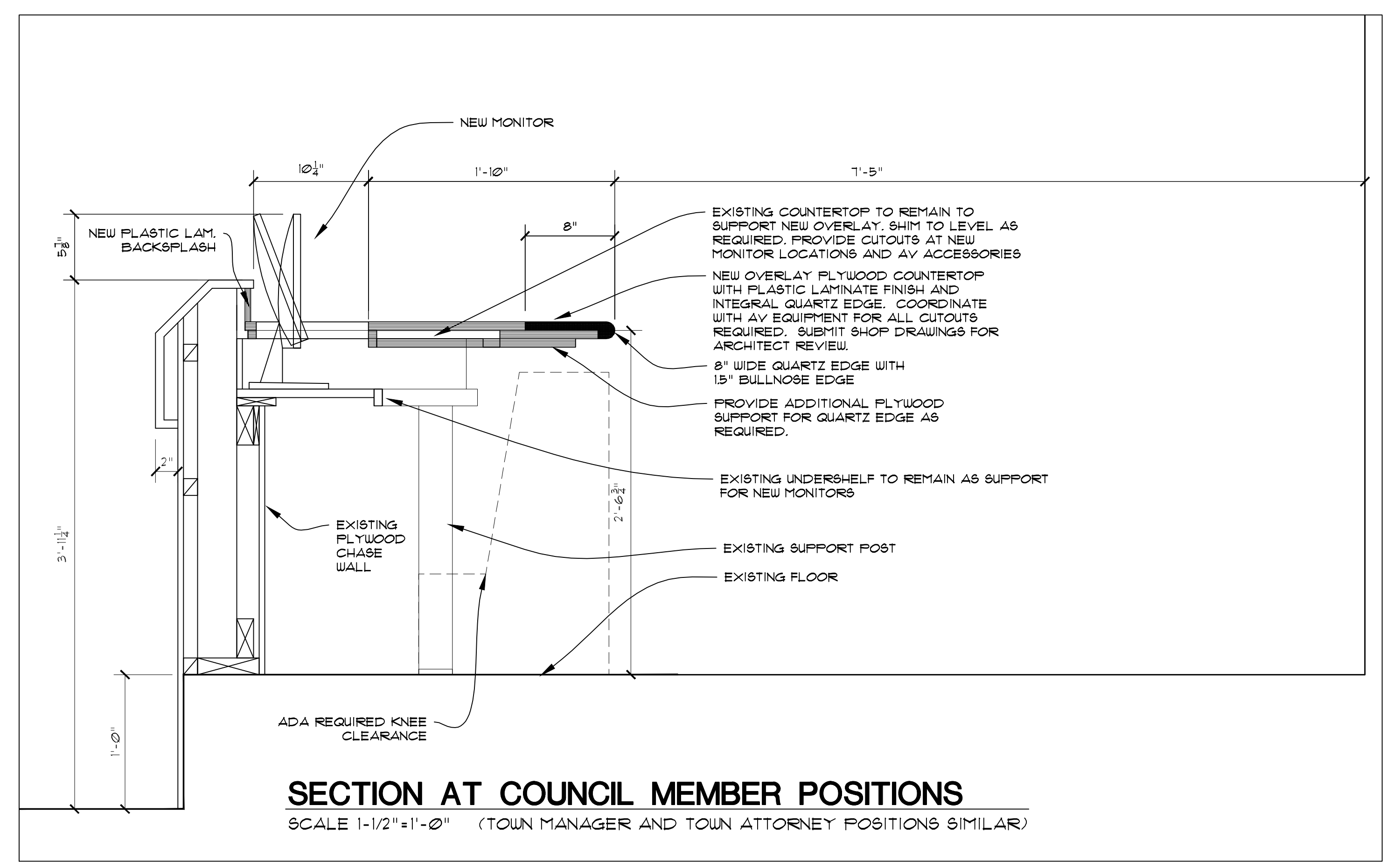
Plotted By: Richard Sheet Set: KHA\_Layout: A4 September 15, 2016 01:25:28pm S:\340.01-Town Council Chambers\340.01.02-NEW-SEC.DWG  
 This document together with the concepts and designs presented herein, is intended only for the specific purpose and client for which it was prepared. Reuse of any improper reliance on this document without written authorization and approval by Kimley-Horn and Associates, Inc. shall be without liability to Kimley-Horn and Associates, Inc.



**WORKTOP CUTOUT DETAIL - TOWN ATTORNEY**  
 SCALE 1-1/2"=1'-0" (TOWN MANAGER POSITION IS SIMILAR EXCEPT MIRROR IMAGE)



**WORKTOP CUTOUT DETAIL AT COUNCIL MEMBER POSITIONS**  
 SCALE 1-1/2"=1'-0"



**SECTION AT COUNCIL MEMBER POSITIONS**  
 SCALE 1-1/2"=1'-0" (TOWN MANAGER AND TOWN ATTORNEY POSITIONS SIMILAR)



| No. | REVISIONS | DATE | BY |
|-----|-----------|------|----|
|     |           |      |    |
|     |           |      |    |
|     |           |      |    |
|     |           |      |    |

**Kimley»Horn**

© 2016 KIMLEY-HORN AND ASSOCIATES, INC.  
 1920 WEKIVA WAY SUITE 200, WEST PALM BEACH, FL 33411  
 PHONE: 561-845-0665 FAX: 561-863-8175  
 WWW.KIMLEY-HORN.COM CA 00000696

|             |               |
|-------------|---------------|
| KHA PROJECT | 044000057     |
| DATE        | SEPT 15, 2016 |
| SCALE       | AS SHOWN      |
| DESIGNED BY | RS            |
| DRAWN BY    | CAD           |
| CHECKED BY  | RS            |

**COUNCIL CHAMBER RENOVATIONS**  
 PREPARED FOR  
**THE TOWN OF JUPITER**

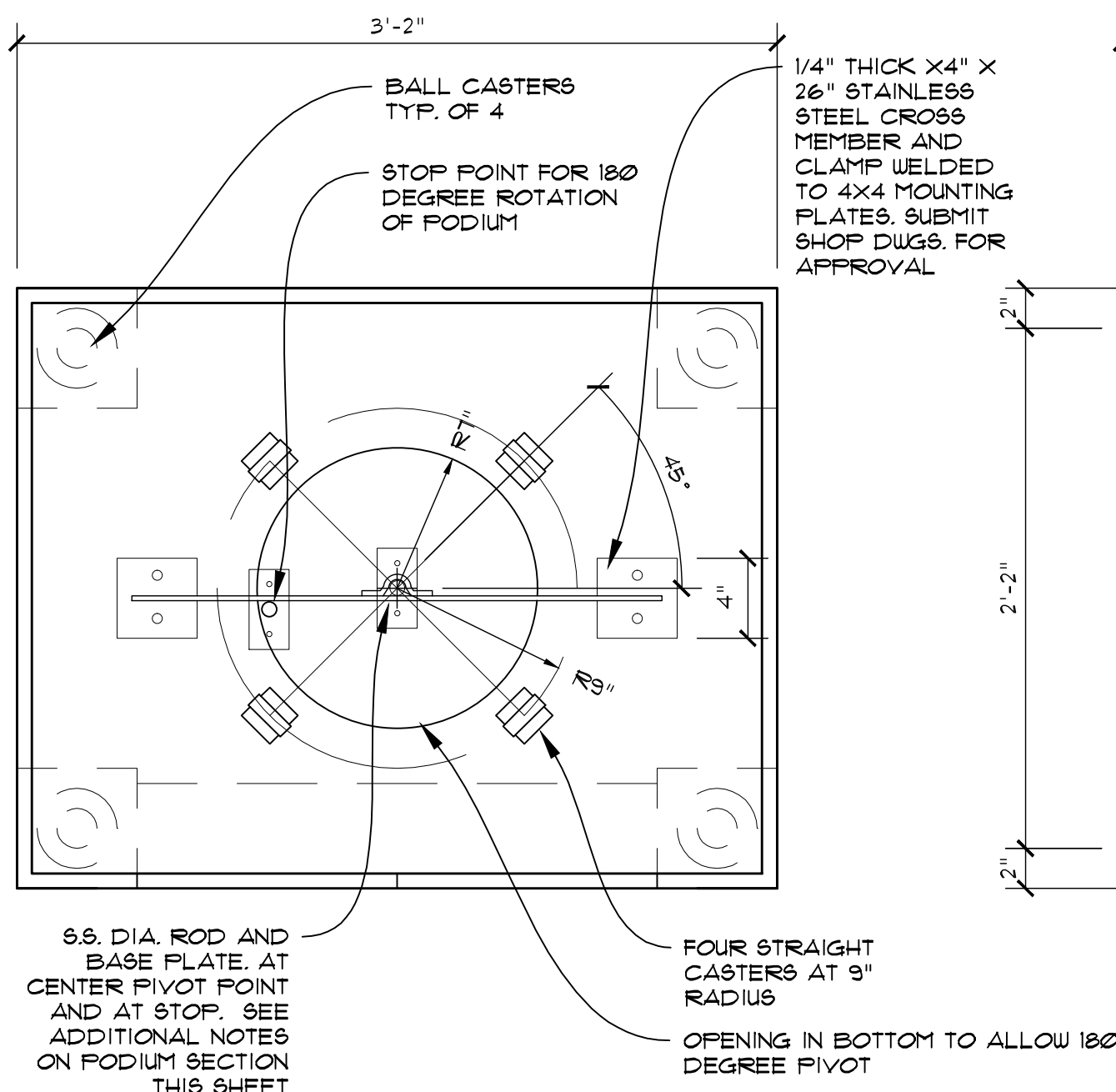
JUPITER FLORIDA

|                       |                |
|-----------------------|----------------|
| LICENSED PROFESSIONAL | RICHARD L. SUN |
| STATE LICENSE NUMBER  | 12244          |
| DATE:                 | _____          |

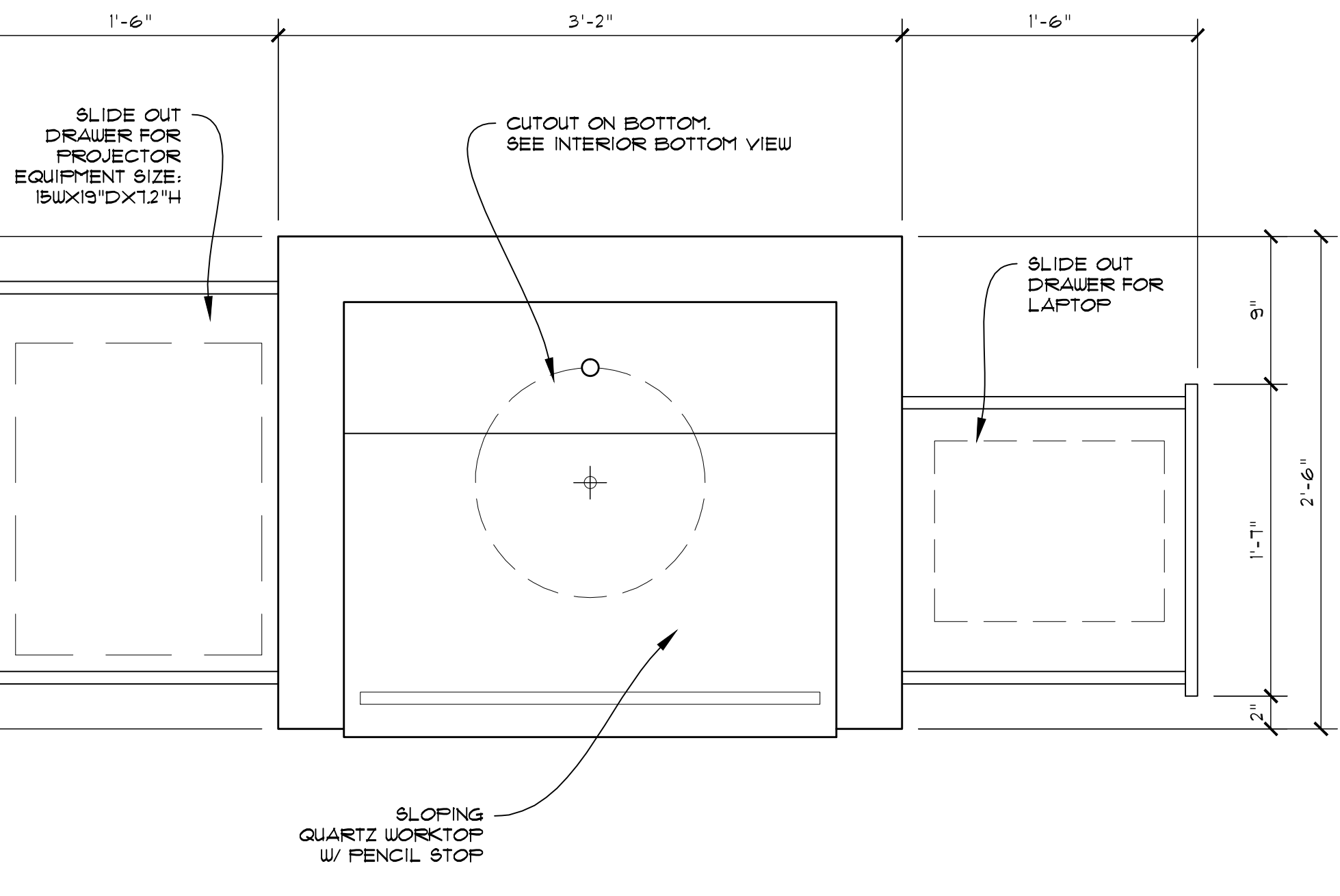
**DAIS SECTION & PLAN DETAIL**

|              |           |
|--------------|-----------|
| SHEET NUMBER | <b>A4</b> |
|--------------|-----------|

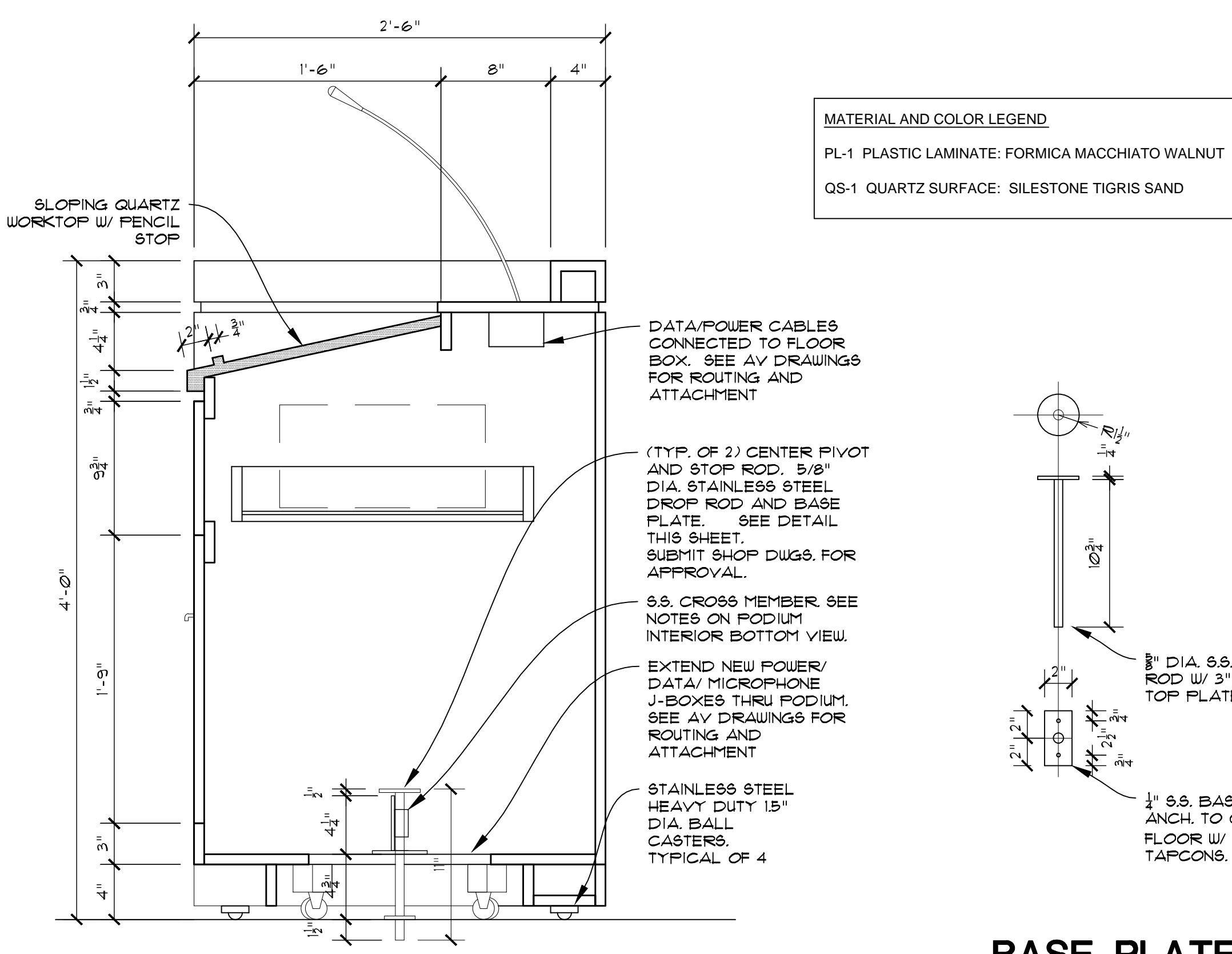
Plotted By: Richard Sheet Set: KHA Layout: A5 September 15, 2016 01:23:25pm S:\340.01-Town Council Chambers\340.01.02-PODIUM.DWG  
 This document, together with the concepts and designs presented herein, is intended only for the specific purpose and client for which it was prepared. Reuse of any information contained herein without written authorization and approval by Kimley-Horn and Associates, Inc. shall be without liability to Kimley-Horn and Associates, Inc.



**PODIUM INTERIOR BOTTOM VIEW**  
SCALE 1-1/2"=1'-0"



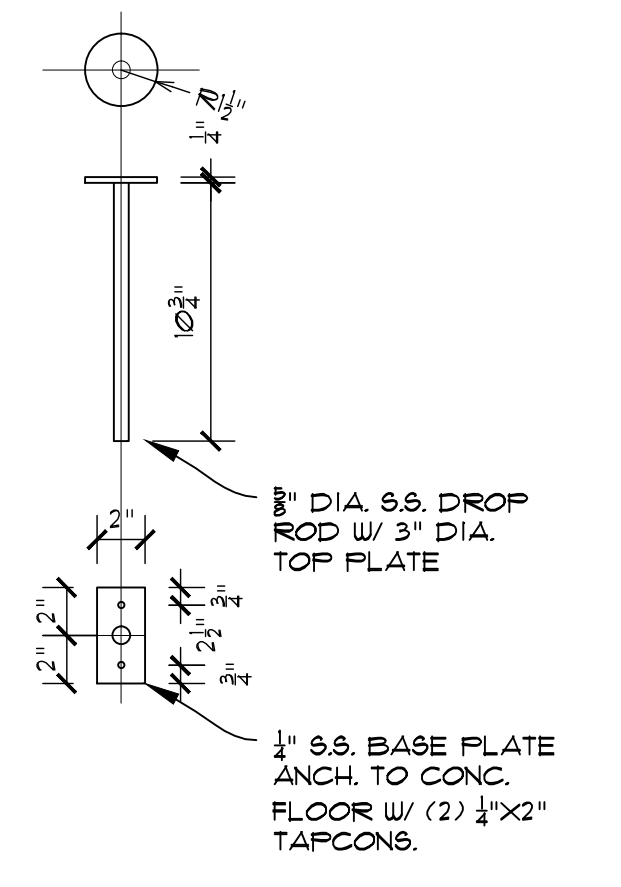
**PODIUM TOP VIEW**  
SCALE 1-1/2"=1'-0"



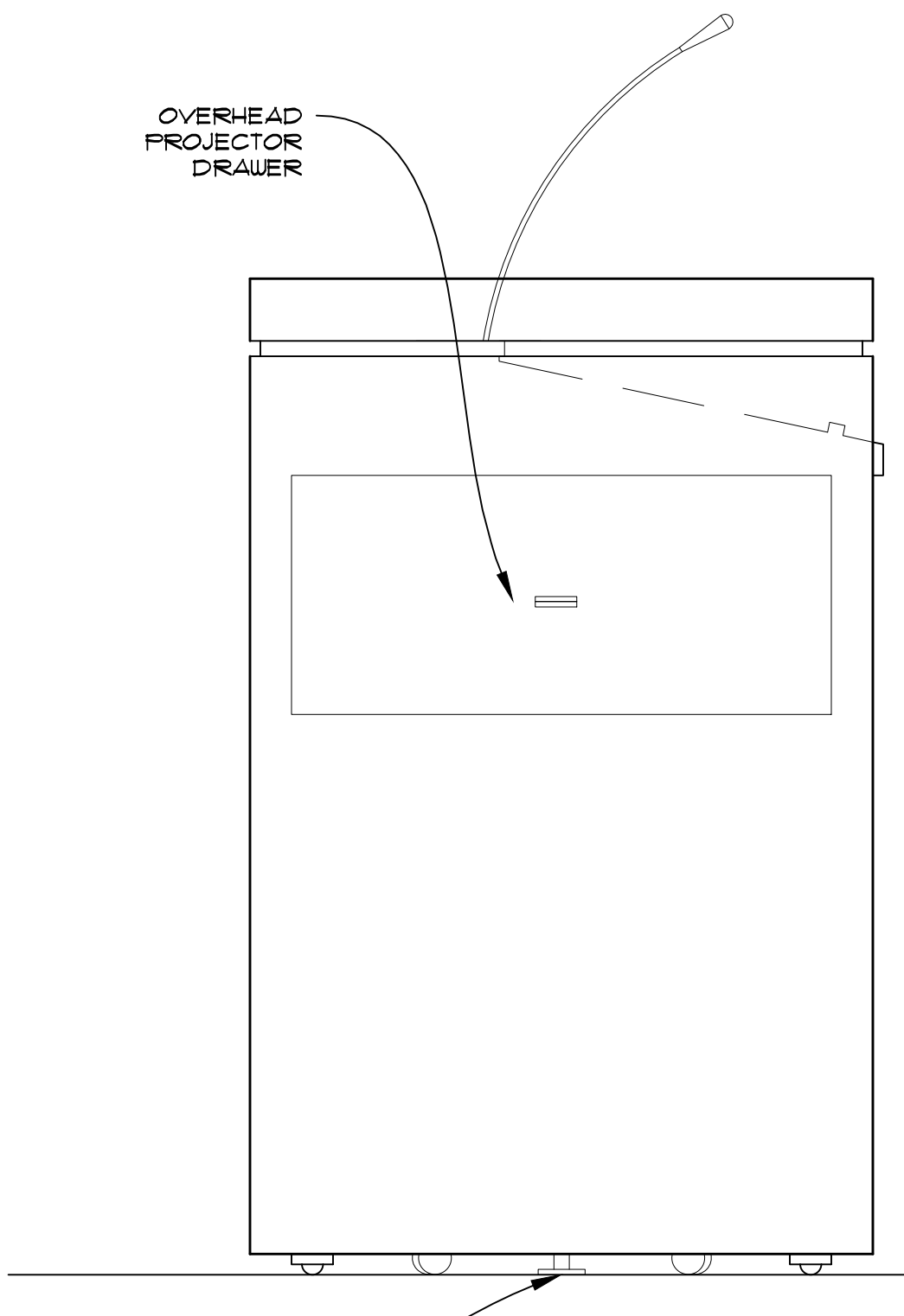
**PODIUM SECTION**  
SCALE 1-1/2"=1'-0"

**MATERIAL AND COLOR LEGEND**

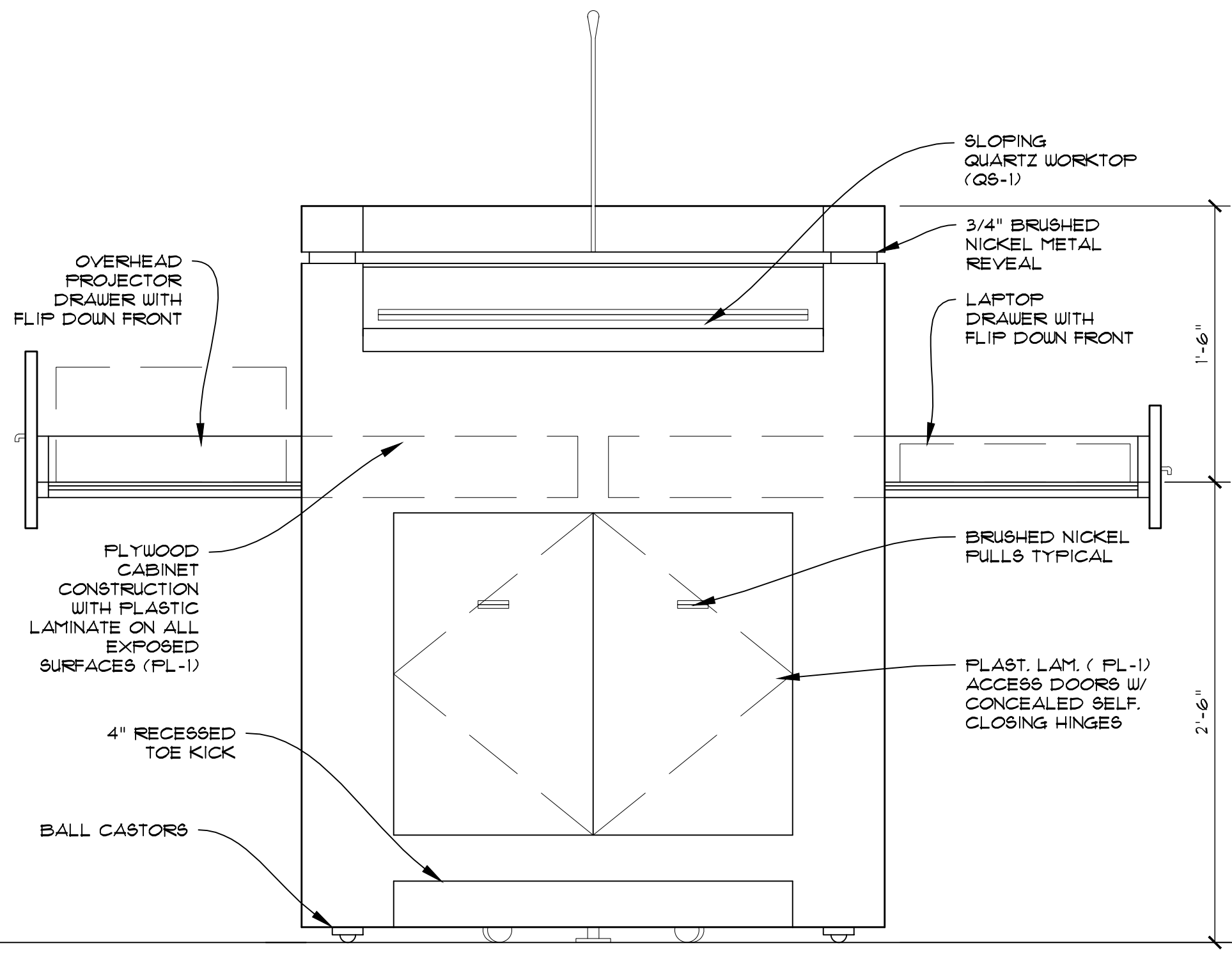
- PL-1 PLASTIC LAMINATE: FORMICA MACCHIATO WALNUT
- QS-1 QUARTZ SURFACE: SILESTONE TIGRIS SAND



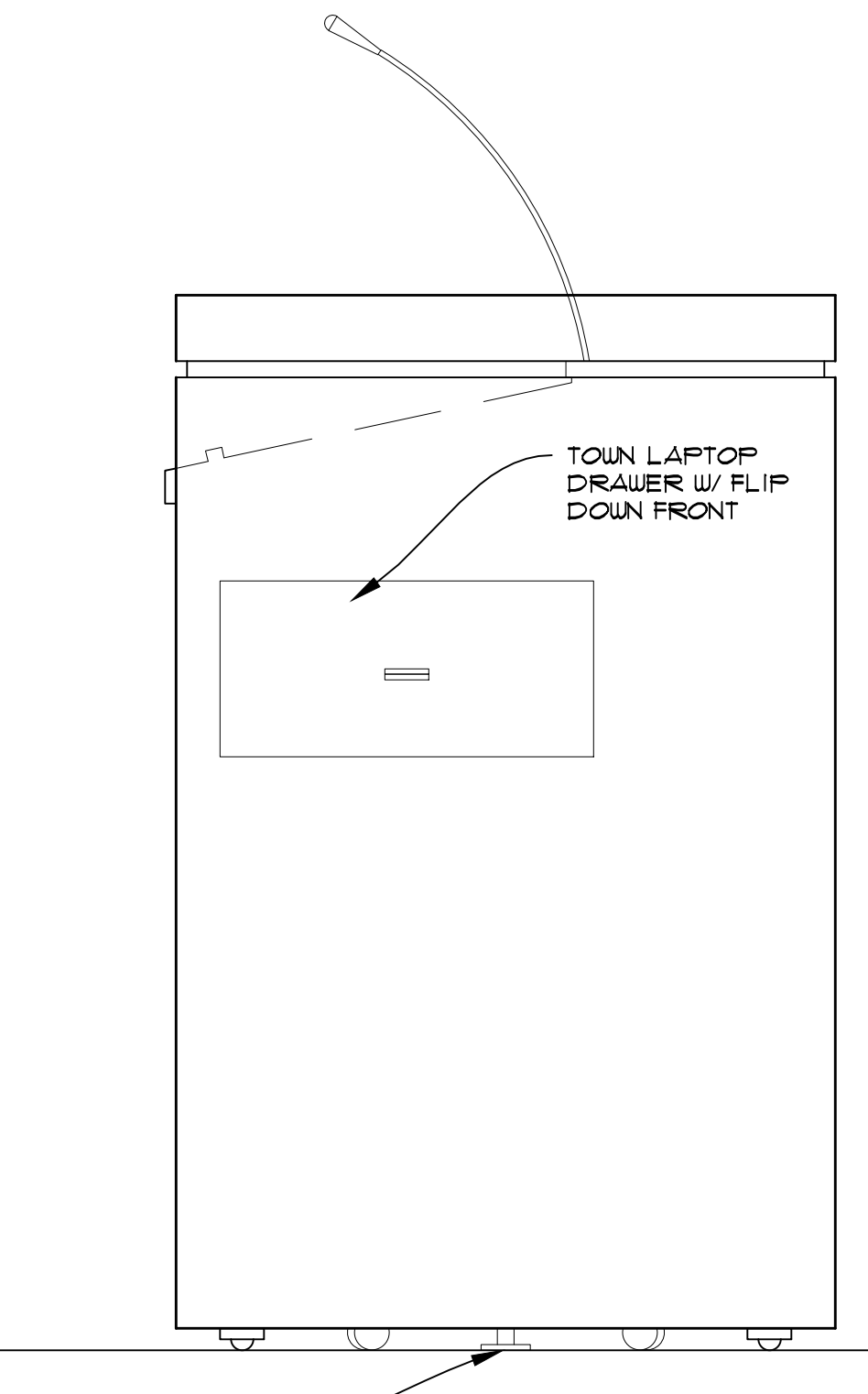
**BASE PLATE AND ROD DETAIL**  
SCALE 1-1/2"=1'-0"




**LEFT SIDE**  
SCALE 1-1/2"=1'-0"



**FRONT VIEW**  
SCALE 1-1/2"=1'-0"



**RIGHT SIDE**  
SCALE 1-1/2"=1'-0"



**REAR VIEW**  
SCALE 1-1/2"=1'-0"

| No. | REVISIONS | DATE | BY |
|-----|-----------|------|----|
|     |           |      |    |
|     |           |      |    |

**Kimley Horn**

© 2016 KIMLEY-HORN AND ASSOCIATES, INC.  
1920 WEKIVA WAY SUITE 200, WEST PALM BEACH, FL 33411  
PHONE: 561-845-0665 FAX: 561-863-8175  
WWW.KIMLEY-HORN.COM CA 00000696

|             |               |
|-------------|---------------|
| KHA PROJECT | 044000057     |
| DATE        | SEPT 15, 2016 |
| SCALE       | AS SHOWN      |
| DESIGNED BY | RS            |
| DRAWN BY    | CAD           |
| CHECKED BY  | RS            |

**COUNCIL CHAMBER RENOVATIONS**  
PREPARED FOR  
**THE TOWN OF JUPITER**  
JUPITER FLORIDA

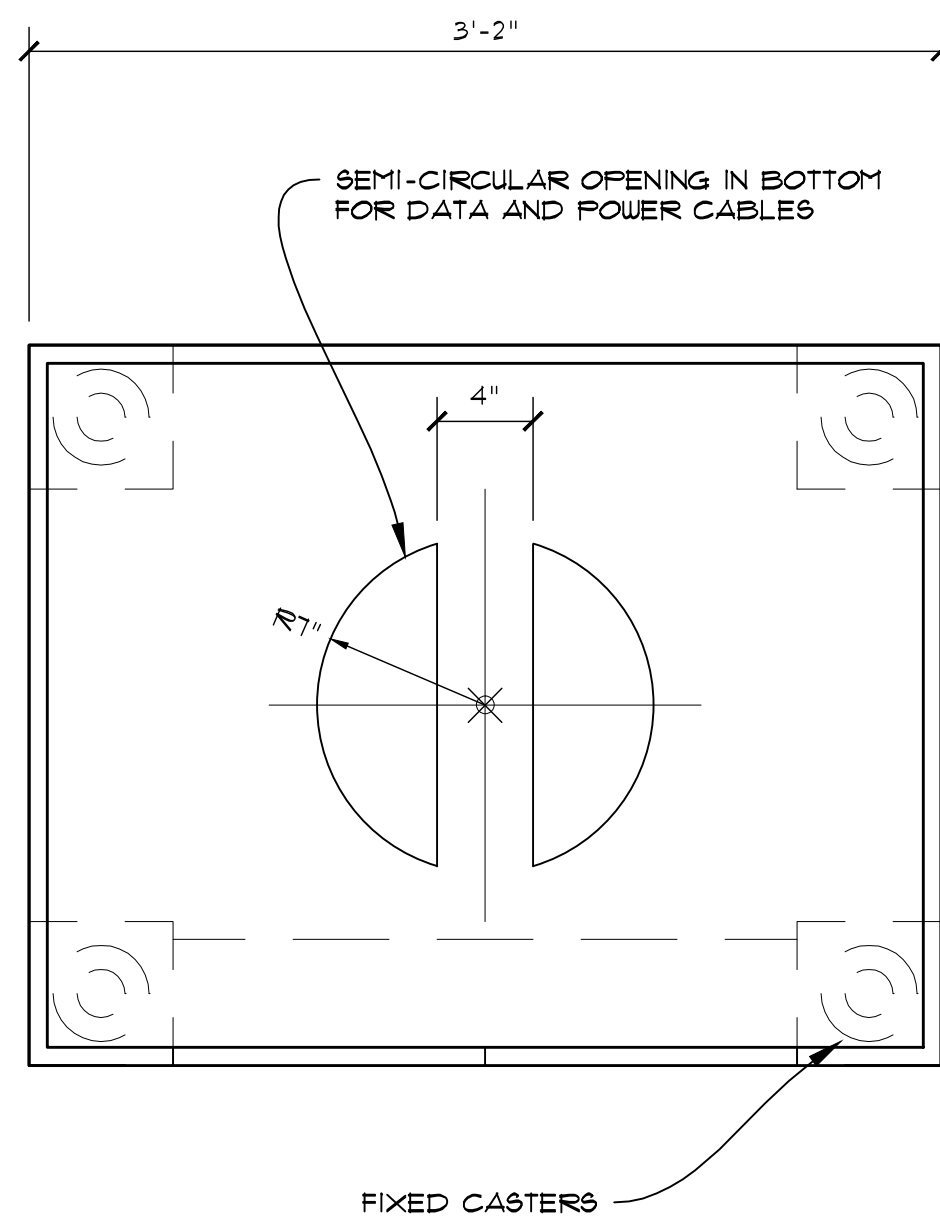
|                       |                |
|-----------------------|----------------|
| LICENSED PROFESSIONAL | RICHARD L. SUN |
| STATE LICENSE NUMBER  | 12244          |
| DATE:                 | ----           |

**SWIVEL PODIUM**

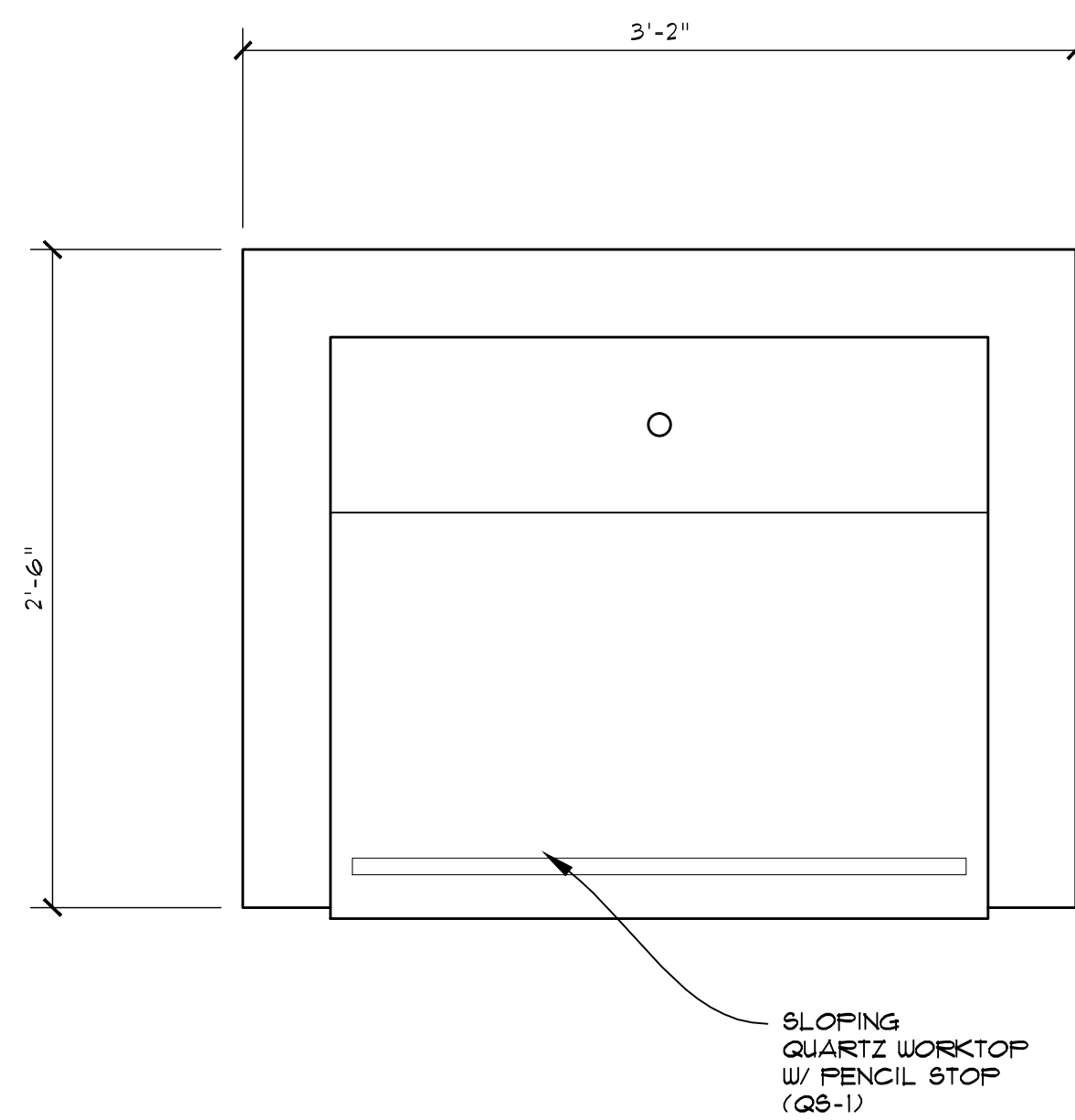
**THE SUN GROUP**  
architecture and planning  
The Sun Group, Inc.  
AA2263 / AR12244  
820 W. Indiantown Road  
Suite 105  
Jupiter, Florida 33458  
Tel 561.746.7706

|              |           |
|--------------|-----------|
| SHEET NUMBER | <b>A5</b> |
|--------------|-----------|

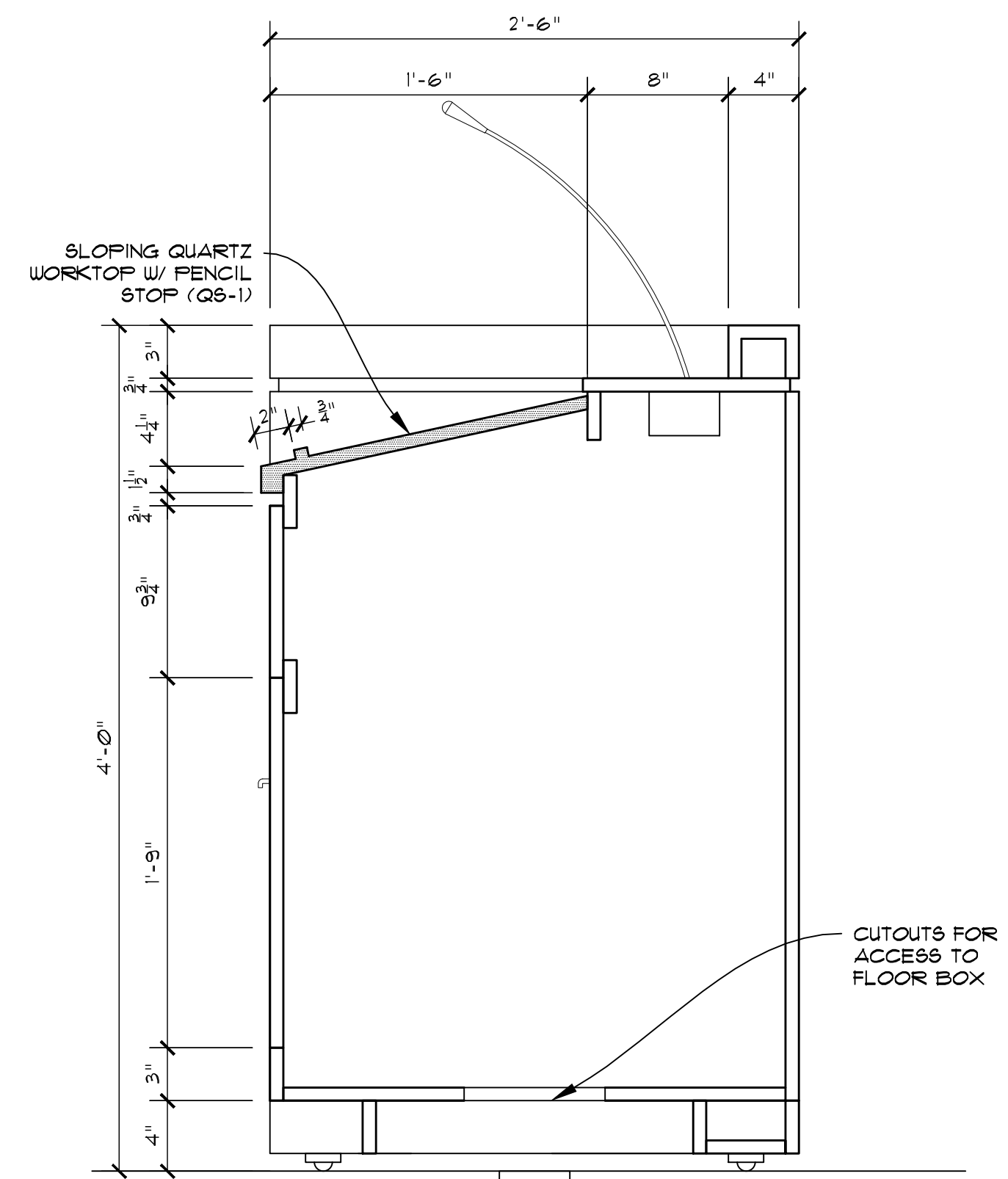
Plotted By: Richard Sheet Set: KHA Layout: A6 September 15, 2016 01:23:09pm S:\340.01-TOL Council Chambers\340.01.02-PODIUM.DWG  
 This document together with the concepts and designs presented herein, is intended only for the specific purpose and client for which it was prepared. Reuse of any improper reliance on this document without written authorization and approval by Kimley-Horn and Associates, Inc. shall be without liability to Kimley-Horn and Associates, Inc.



**PODIUM INTERIOR BOTTOM**  
SCALE 1-1/2"=1'-0"

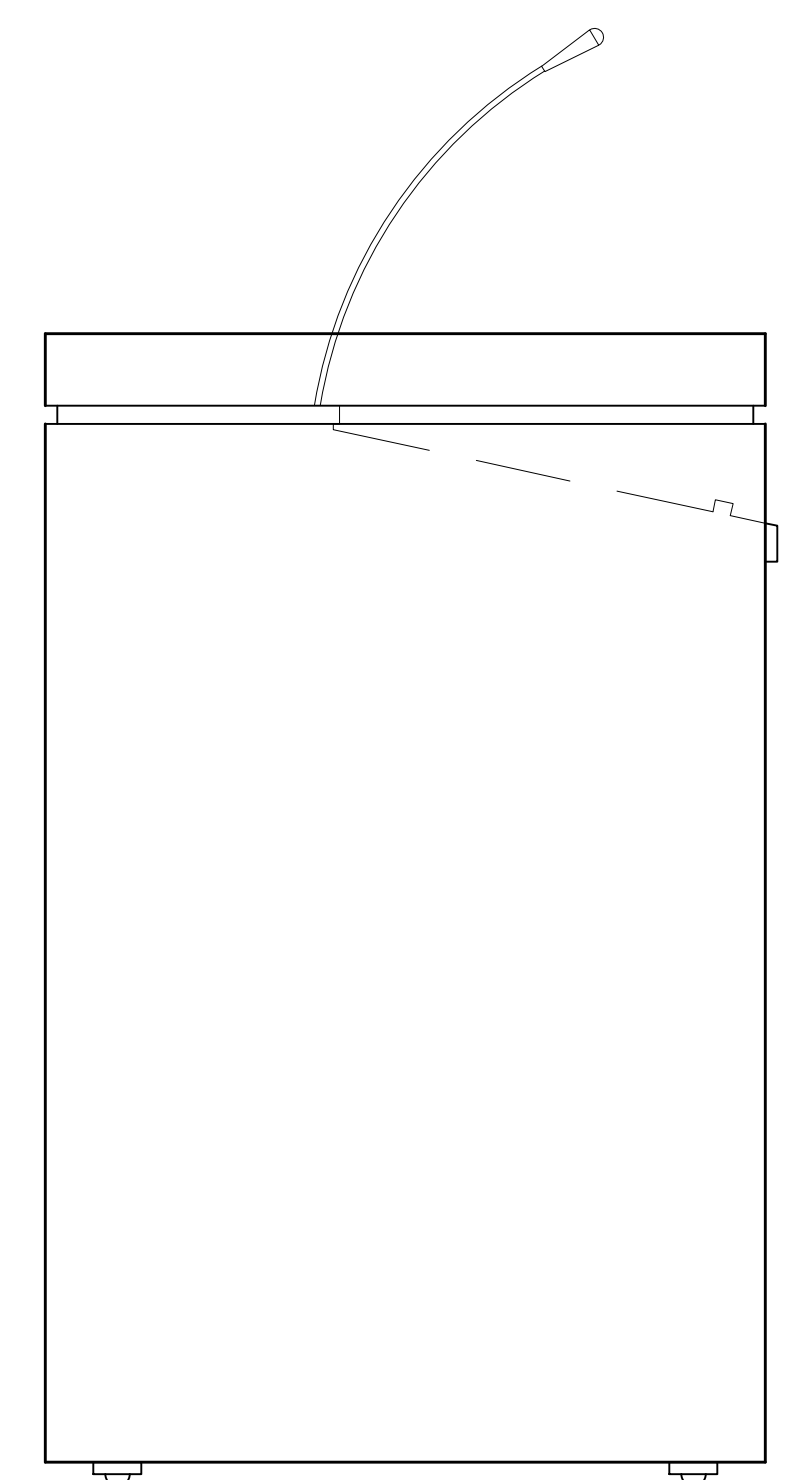


**PODIUM TOP VIEW**  
SCALE 1-1/2"=1'-0"

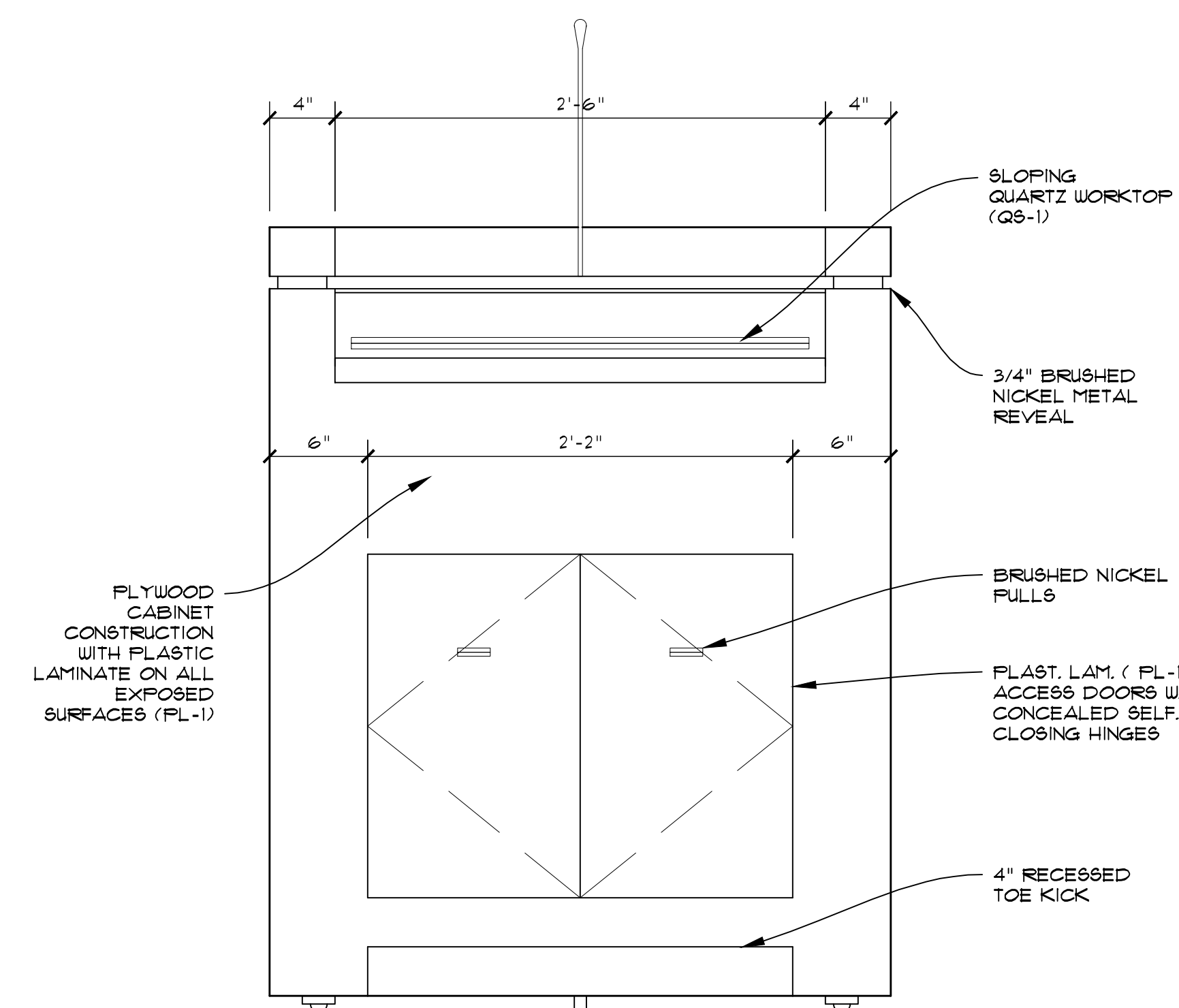


**PODIUM SECTION**  
SCALE 1-1/2"=1'-0"

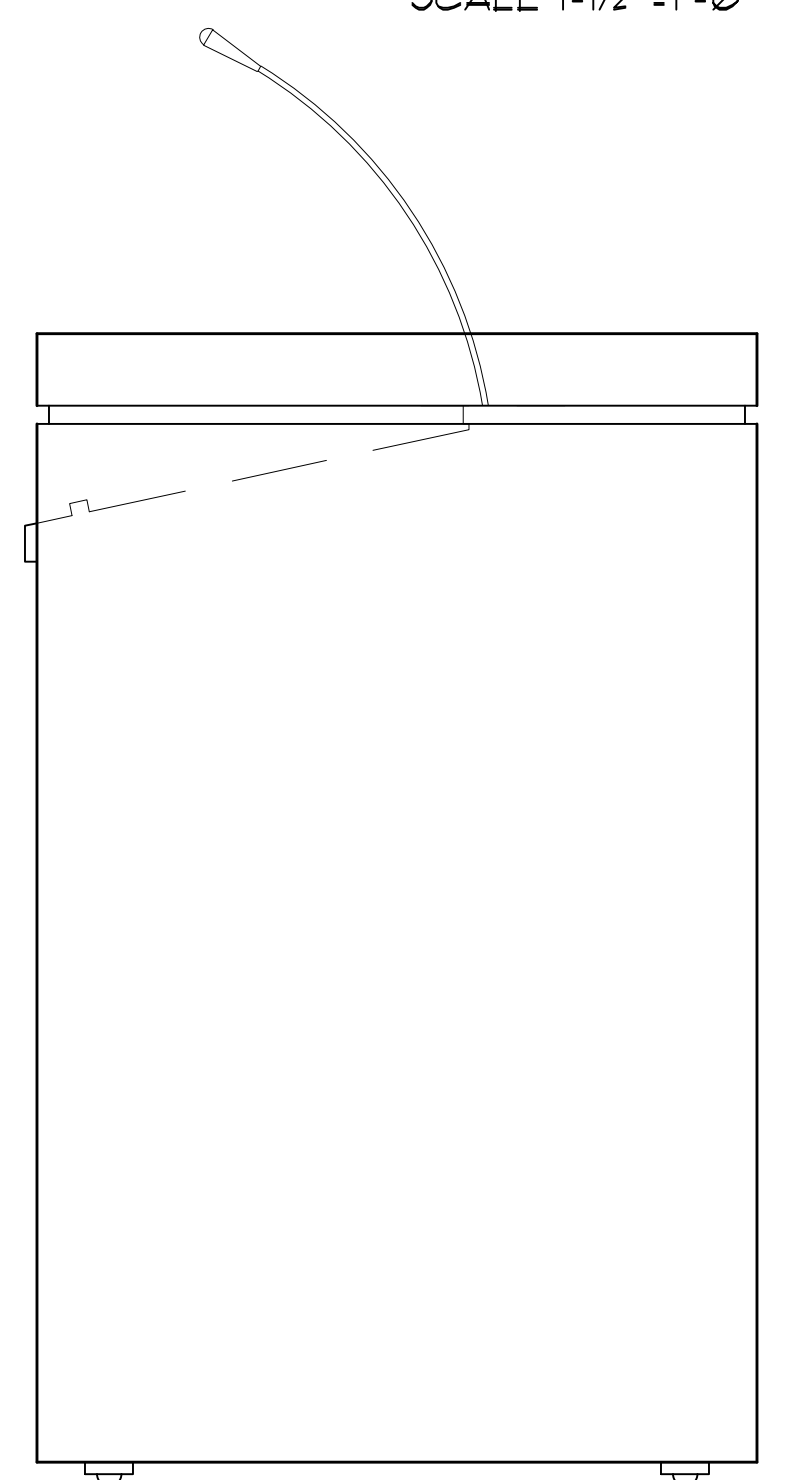
| MATERIAL AND COLOR LEGEND |  |
|---------------------------|--|
| PL-1                      | PLASTIC LAMINATE: FORMICA MACCHIATO WALNUT |
| QS-1                      | QUARTZ SURFACE: SILESTONE TIGRIS SAND      |




**LEFT SIDE**  
SCALE 1-1/2"=1'-0"



**PODIUM FRONT**  
SCALE 1-1/2"=1'-0"



**RIGHT SIDE**  
SCALE 1-1/2"=1'-0"



**PODIUM REAR**  
SCALE 1-1/2"=1'-0"

| No. | REVISIONS | DATE | BY |
|-----|-----------|------|----|
|     |           |      |    |
|     |           |      |    |
|     |           |      |    |
|     |           |      |    |

**Kimley»Horn**

© 2016 KIMLEY-HORN AND ASSOCIATES, INC.  
 1920 WEKIVA WAY SUITE 200, WEST PALM BEACH, FL 33411  
 PHONE: 561-845-0665 FAX: 561-863-8175  
 WWW.KIMLEY-HORN.COM CA 00000696

|             |               |
|-------------|---------------|
| KHA PROJECT | 044000057     |
| DATE        | SEPT 15, 2016 |
| SCALE       | AS SHOWN      |
| DESIGNED BY | RS            |
| DRAWN BY    | CAD           |
| CHECKED BY  | RS            |

**COUNCIL CHAMBER RENOVATIONS**  
 PREPARED FOR  
**THE TOWN OF JUPITER**  
 JUPITER FLORIDA

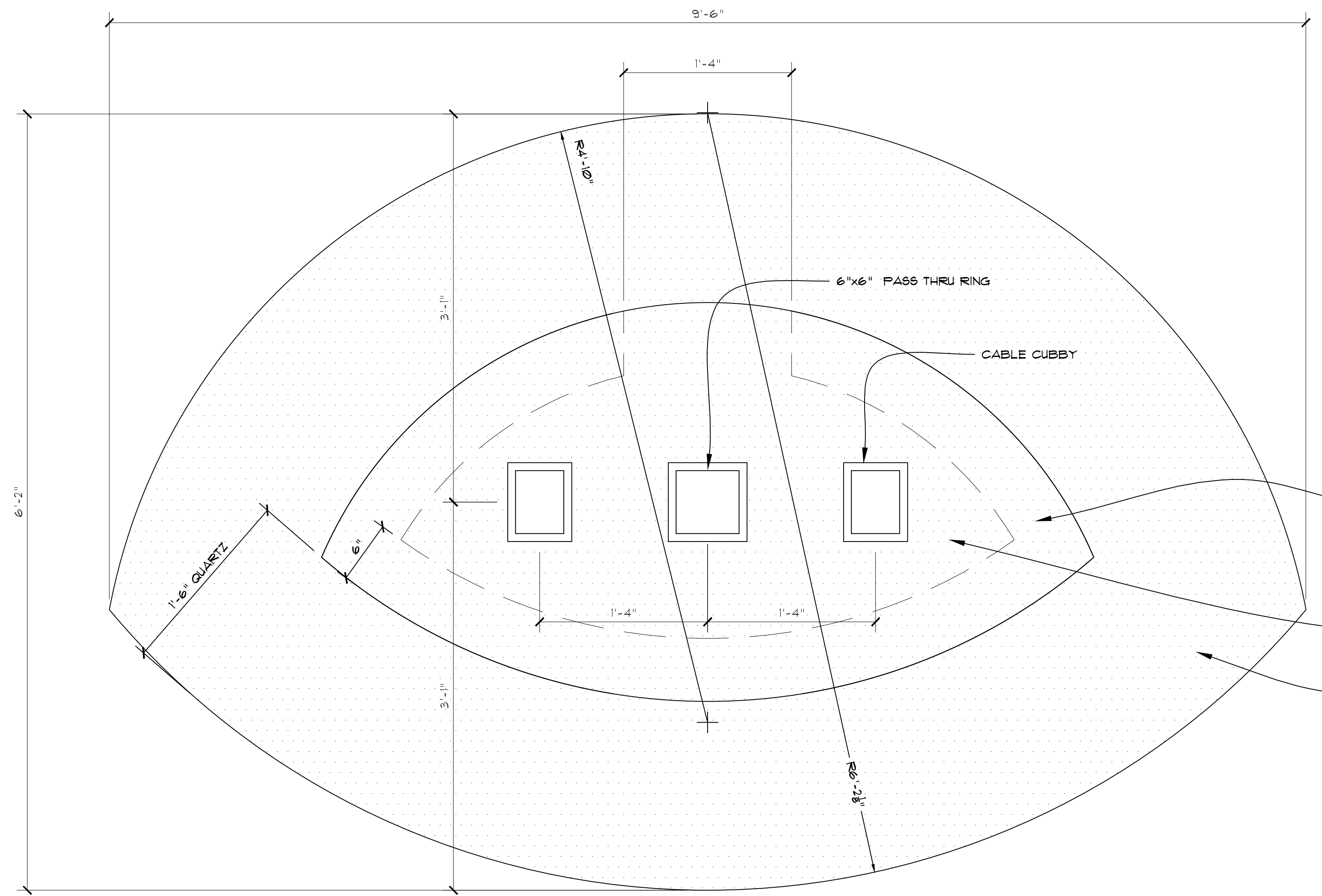
|                       |                |
|-----------------------|----------------|
| LICENSED PROFESSIONAL | RICHARD L. SUN |
| STATE LICENSE NUMBER  | 12244          |
| DATE:                 | ----           |

**FIXED PODIUM**

SHEET NUMBER  
**A6**



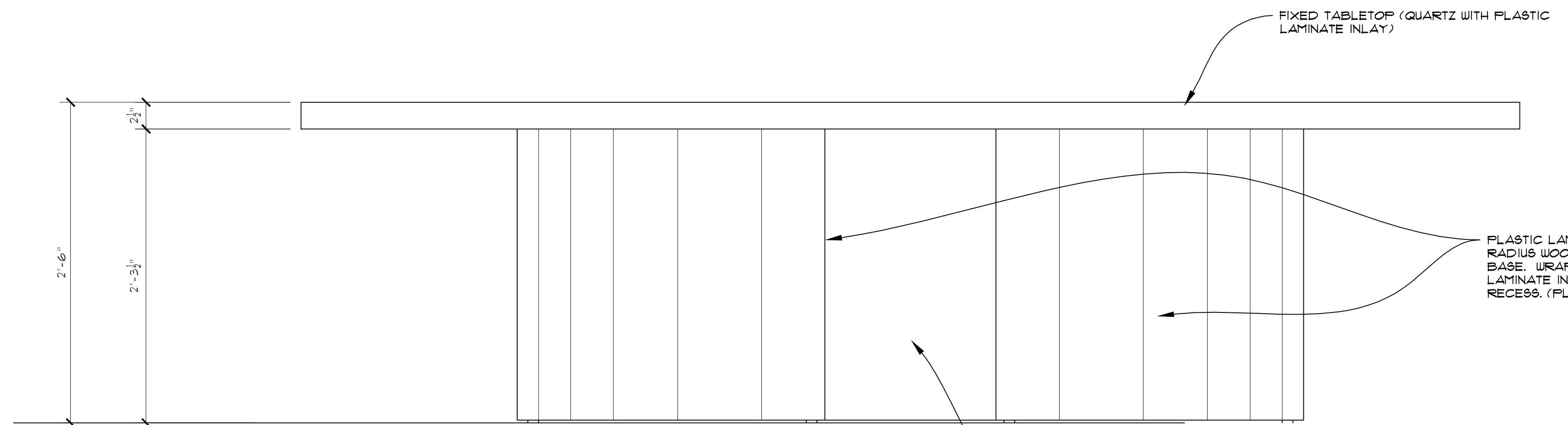
Plotted By: Richard Sheet Set: KHA Layout: A7 September 15, 2016 01:27:54pm S:\340.01-Town Council Chambers\340.01.02-TABLE.DWG  
 This document together with the concepts and designs presented herein, as an instrument of service, is intended only for the specific purpose and client for which it was prepared. Reuse of any improper reliance on this document without written authorization and approval by Kimley-Horn and Associates, Inc. shall be without liability to Kimley-Horn and Associates, Inc.



**STAFF TABLE PLAN**

SCALE 1-1/2" = 1'-0"

- PLASTIC LAMINATE FINISH (PL-1) ON ALL EXPOSED SURFACES OF CURVED MARINE GRADE PLYWOOD BASE. PAINT ALL INTERIOR NON-EXPOSED SURFACES MATTE BLACK.
- PLASTIC LAMINATE INLAY (PL-1) ON 3/4" MARINE GRADE PLYWOOD
- QUARTZ TABLETOP EDGE (QS-1)



**STAFF TABLE ELEVATION FACING DAIS**

SCALE 1-1/2" = 1'-0"



| No. | REVISIONS | DATE | BY |
|-----|-----------|------|----|
|     |           |      |    |
|     |           |      |    |
|     |           |      |    |
|     |           |      |    |
|     |           |      |    |

**Kimley»Horn**

© 2016 KIMLEY-HORN AND ASSOCIATES, INC.  
 1920 WEKIVA WAY SUITE 200, WEST PALM BEACH, FL 33411  
 PHONE: 561-845-0665 FAX: 561-863-8175  
 WWW.KIMLEY-HORN.COM CA 00000696

|             |               |
|-------------|---------------|
| KHA PROJECT | 044000057     |
| DATE        | SEPT 15, 2016 |
| SCALE       | AS SHOWN      |
| DESIGNED BY | RS            |
| DRAWN BY    | CAD           |
| CHECKED BY  | RS            |

**COUNCIL CHAMBER RENOVATIONS**

PREPARED FOR  
**THE TOWN OF JUPITER**

JUPITER FLORIDA

|                       |                |
|-----------------------|----------------|
| LICENSED PROFESSIONAL | RICHARD L. SUN |
| STATE LICENSE NUMBER  | 12244          |
| DATE:                 | _____          |

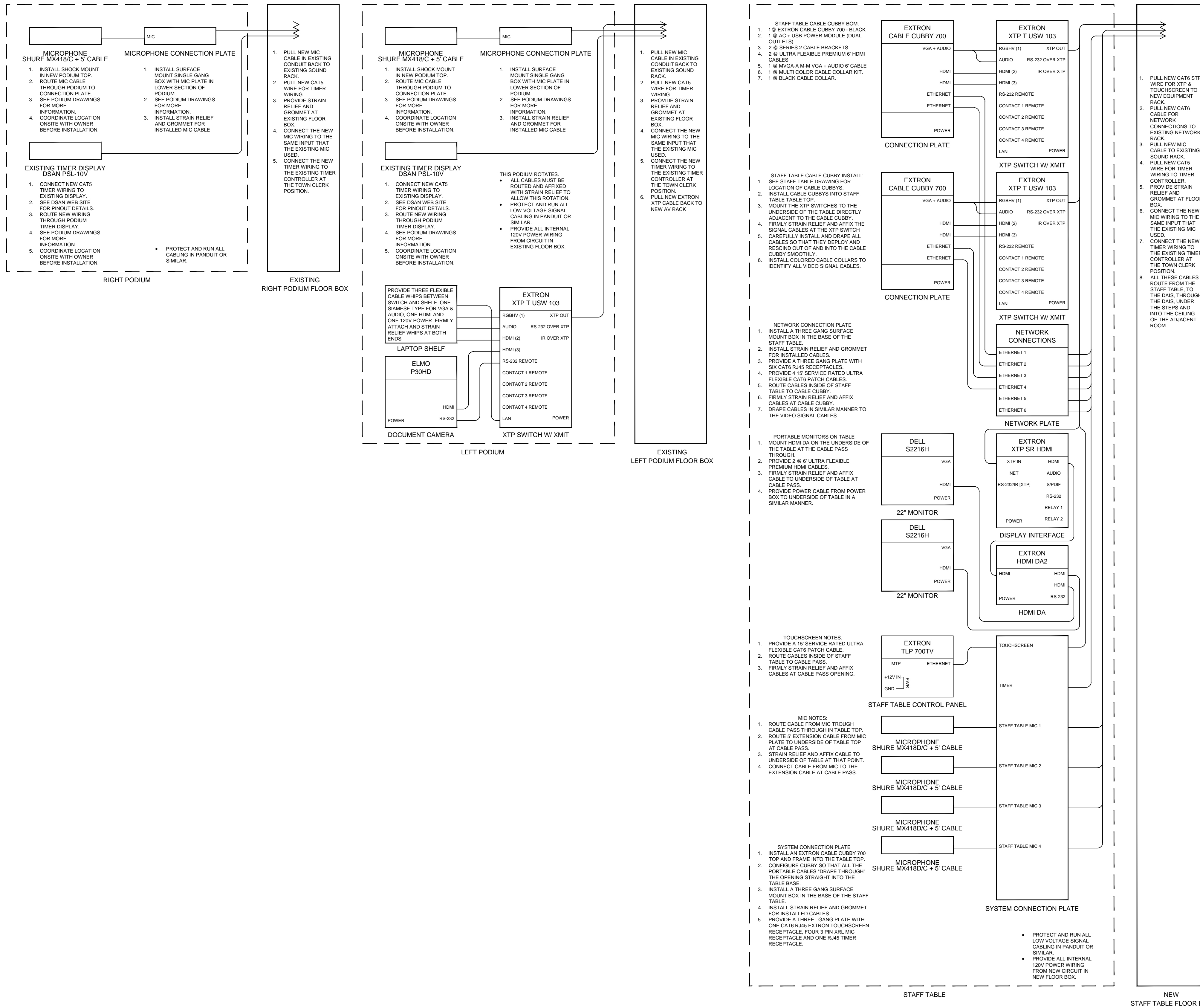
**STAFF TABLE**

|              |    |
|--------------|----|
| SHEET NUMBER | A7 |
|--------------|----|





This document, together with the concepts and designs presented herein, is intended only for the specific purpose and client for which it was prepared. Reuse of any information contained herein, in whole or in part, for any other project without the written authorization and approval of Kimley-Horn and Associates, Inc. shall be without liability to Kimley-Horn and Associates, Inc.



**TSG** Theatre Design Consulting  
 DESIGN SOLUTIONS, INC. Theatre Systems Design  
 Acoustic Consulting

1860 Forest Hill Blvd., Suite 103 ♦ West Palm Beach, FL 33406  
 Tel (561) 967-4511 ♦ www.tsds.com

| No. | REVISIONS | DATE | BY |
|-----|-----------|------|----|
|     |           |      |    |
|     |           |      |    |
|     |           |      |    |
|     |           |      |    |

**Kimley»Horn**

© 2010 KIMLEY-HORN AND ASSOCIATES, INC.  
 1920 WEKIVA WAY SUITE 200, WEST PALM BEACH, FL 33411  
 PHONE: 561-845-0665 FAX: 561-863-8175  
 WWW.KIMLEY-HORN.COM CA 00000696

|             |           |
|-------------|-----------|
| KHA PROJECT | 044000057 |
| DATE        | 2016      |
| SCALE       | AS SHOWN  |
| DESIGNED BY | AJC       |
| DRAWN BY    | RC        |
| CHECKED BY  | TSG       |

**COUNCIL CHAMBER RENOVATIONS**  
 PREPARED FOR  
**THE TOWN OF JUPITER**

JUPITER FLORIDA

LICENSED PROFESSIONAL

LIC PROF 1

STATE LICENSE NUMBER  
 LIC PROF 1 #

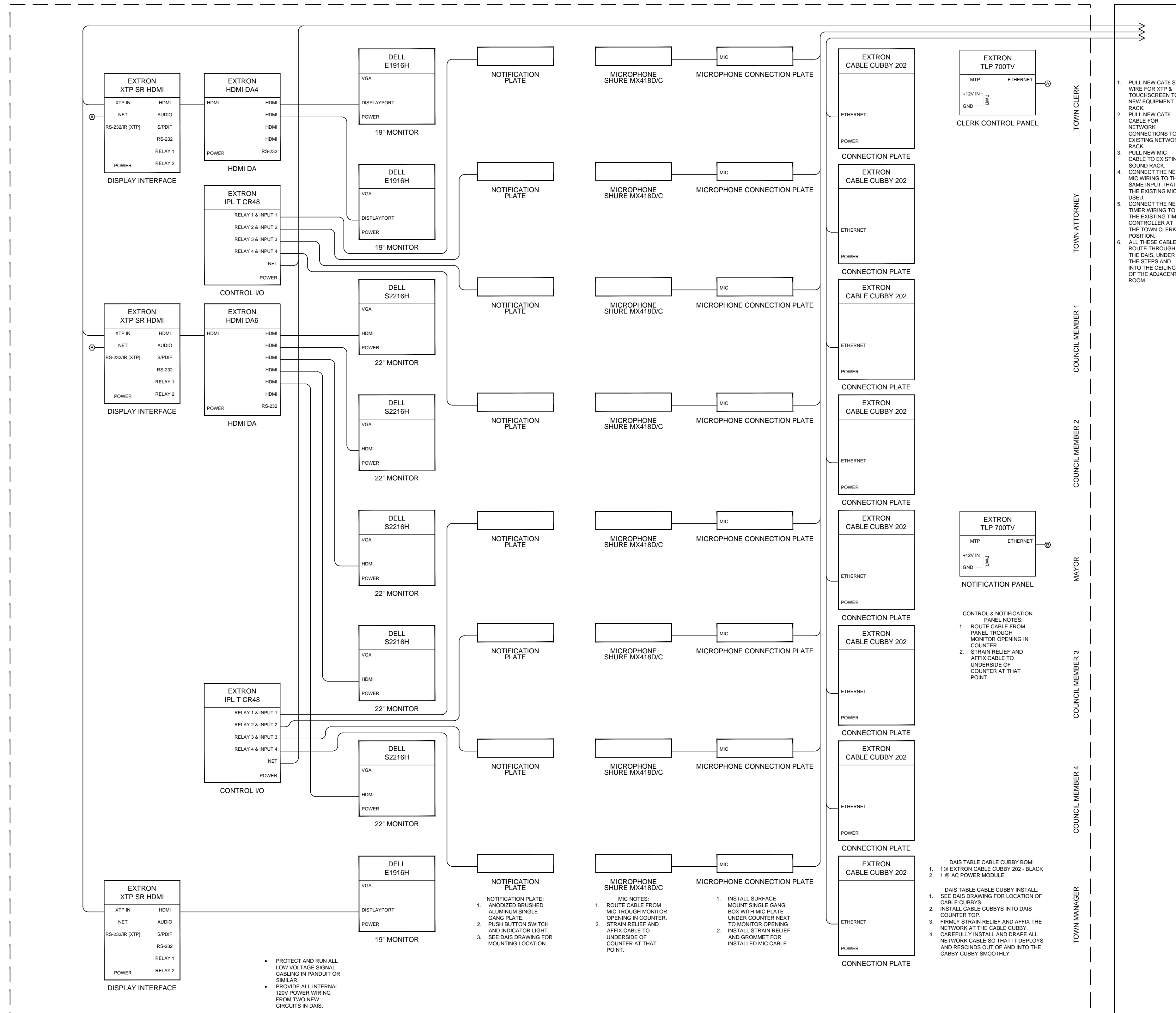
DATE: \_\_\_\_\_

**AV SYSTEM  
 ONLINE DIAGRAM  
 PODIUMS & STAFF TABLE**

SHEET NUMBER

**AV1**

This document, together with the concepts and designs presented herein, is intended only for the specific purpose and client for which it was prepared. Reuse of or improper reliance on this document without written authorization and approval by Kimley-Horn and Associates, Inc. shall be without liability to Kimley-Horn and Associates, Inc.



- PULL NEW CAT6 STP WIRE FOR XTP & TOUCHSCREEN TO NEW EQUIPMENT RACK.
- PULL NEW CAT6 CABLE FOR NETWORK CONNECTIONS TO EXISTING NETWORK RACK.
- PULL NEW MIC CABLE TO EXISTING SOUND RACK.
- CONNECT THE NEW MIC WIRING TO THE SAME INPUT THAT THE EXISTING MIC USED.
- CONNECT THE NEW TIMER WIRING TO THE EXISTING TIMER CONTROLLER AT THE TOWN CLERK POSITION.
- ALL THESE CABLES ROUTE THROUGH THE DAIS UNDER THE STEPS AND INTO THE CEILING OF THE ADJACENT ROOM.

- CONTROL & NOTIFICATION PANEL NOTES:
- ROUTE CABLE FROM PANEL TROUGH MONITOR OPENING IN COUNTER.
  - STRAIN RELIEF AND AFFIX CABLE TO UNDERSIDE OF COUNTER AT THAT POINT.

- DAIS TABLE CABLE CUBBY BOM:
- 1 @ EXTRON CABLE CUBBY 202 - BLACK
  - 1 @ AC POWER MODULE

- DAIS TABLE CABLE CUBBY INSTALL:
- SEE DAIS DRAWING FOR LOCATION OF CABLE CUBBY'S.
  - INSTALL CABLE CUBBY'S INTO DAIS COUNTER TOP.
  - FIRMLY STRAIN RELIEF AND AFFIX THE NETWORK AT THE CABLE CUBBY.
  - CAREFULLY INSTALL AND DRAPE ALL NETWORK CABLE SO THAT IT DEPLOYS AND RESCENDS OUT OF AND INTO THE CUBBY SMOOTHLY.

- PROTECT AND RUN ALL LOW VOLTAGE SIGNAL CABLE IN FANOUT OR SIMILAR.
- PROVIDE ALL INTERNAL 120V POWER WIRING FROM TWO NEW CIRCUITS IN DAIS.

- NOTIFICATION PLATE:
- ANODIZED BRUSHED ALUMINUM SINGLE GANG PLATE.
  - PUSH BUTTON SWITCH AND INDICATOR LIGHT.
  - SEE DAIS DRAWING FOR MOUNTING LOCATION.

- MIC NOTES:
- ROUTE CABLE FROM MIC TROUGH MONITOR OPENING IN COUNTER.
  - STRAIN RELIEF AND AFFIX CABLE TO UNDERSIDE OF COUNTER AT THAT POINT.

- INSTALL SURFACE MOUNT SINGLE GANG BOX WITH MIC PLATE UNDER COUNTER NEXT TO MONITOR OPENING.
- INSTALL STRAIN RELIEF AND GROMMET FOR INSTALLED MIC CABLE.



**TSG**  
DESIGN SOLUTIONS, INC

Theatre Design Consulting  
Theatre Systems Design  
Acoustic Consulting

1860 Forest Hill Blvd., Suite 103 ♦ West Palm Beach, FL 33406  
Tel (561) 967-4511 ♦ www.tsogs.com

| No. | REVISIONS | DATE | BY |
|-----|-----------|------|----|
|     |           |      |    |
|     |           |      |    |
|     |           |      |    |

**Kimley»Horn**

© 2010 KIMLEY-HORN AND ASSOCIATES, INC.  
1920 WEKIVA WAY SUITE 200, WEST PALM BEACH, FL 33411  
PHONE: 561-845-0665 FAX: 561-863-8175  
WWW.KIMLEY-HORN.COM CA 00000696

|             |           |
|-------------|-----------|
| KHA PROJECT | 044000057 |
| DATE        | 2016      |
| SCALE       | AS SHOWN  |
| DESIGNED BY | AJC       |
| DRAWN BY    | RC        |
| CHECKED BY  | TSG       |

**COUNCIL CHAMBER RENOVATIONS**  
PREPARED FOR  
**THE TOWN OF JUPITER**

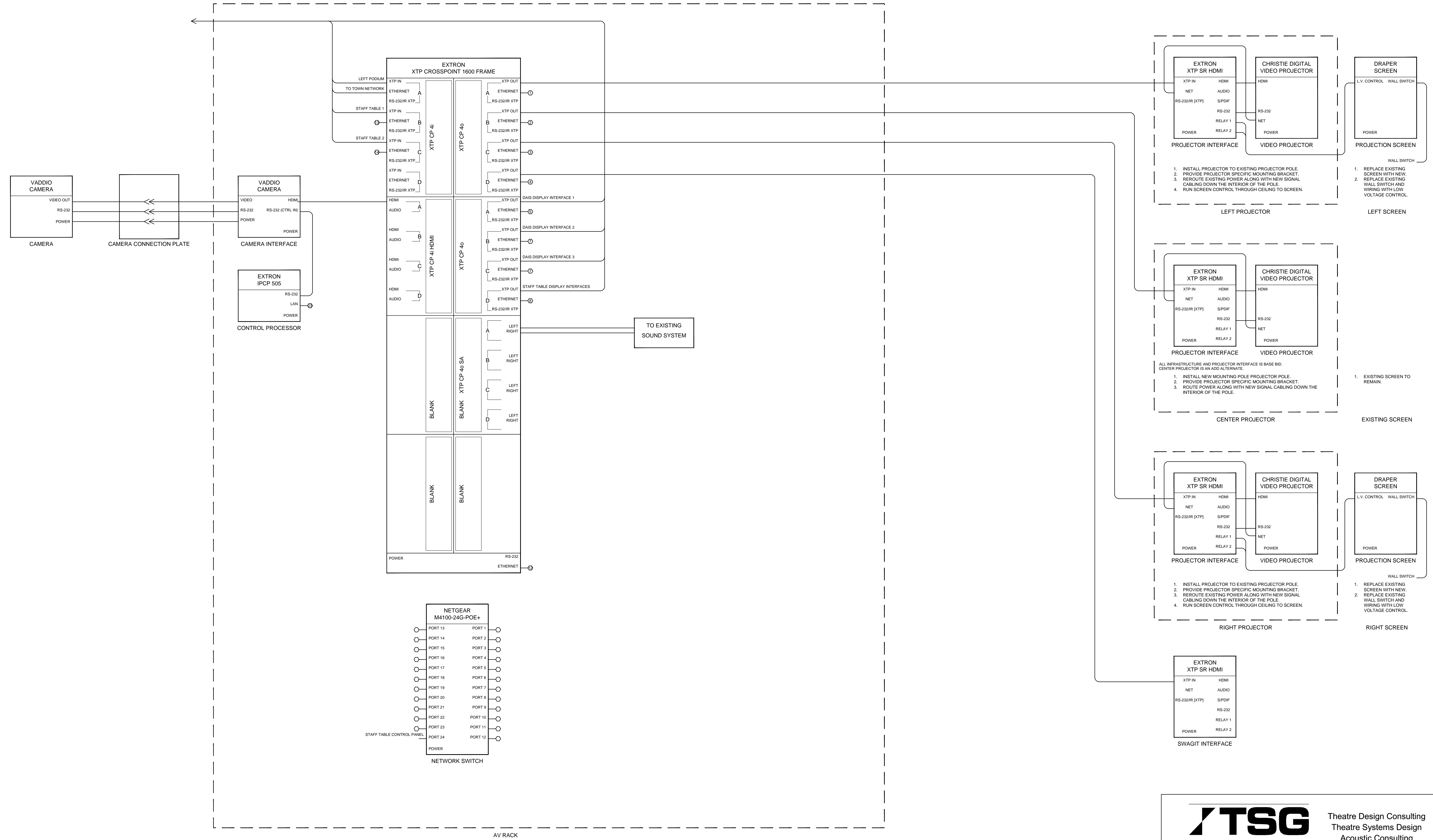
JUPITER FLORIDA

|                       |  |
|-----------------------|--|
| LICENSED PROFESSIONAL |  |
| LIC PROF #            |  |
| STATE LICENSE NUMBER  |  |
| LIC PROF 1 #          |  |
| DATE:                 |  |

**AV SYSTEM ONLINE DIAGRAM**  
**DAIS**

|              |     |
|--------------|-----|
| SHEET NUMBER | AV2 |
|--------------|-----|

This document, together with the concepts and designs presented herein, is intended only for the specific purpose and client for which it was prepared. Reuse of any information or design presented herein, as an instrument of service, is intended only for the specific purpose and client for which it was prepared. Reuse of any information or design presented herein, as an instrument of service, is intended only for the specific purpose and client for which it was prepared. Reuse of any information or design presented herein, as an instrument of service, is intended only for the specific purpose and client for which it was prepared. Reuse of any information or design presented herein, as an instrument of service, is intended only for the specific purpose and client for which it was prepared. Reuse of any information or design presented herein, as an instrument of service, is intended only for the specific purpose and client for which it was prepared.



**TSG** Theatre Design Consulting  
 Theatre Systems Design  
 Acoustic Consulting  
 DESIGN SOLUTIONS, INC.  
 1860 Forest Hill Blvd., Suite 103 ♦ West Palm Beach, FL 33406  
 Tel (561) 967-4511 ♦ www.tsgds.com

| No. | REVISIONS | DATE | BY |
|-----|-----------|------|----|
|     |           |      |    |
|     |           |      |    |
|     |           |      |    |
|     |           |      |    |

**Kimley»Horn**  
 © 2010 KIMLEY-HORN AND ASSOCIATES, INC.  
 1920 WEKIVA WAY SUITE 200, WEST PALM BEACH, FL 33411  
 PHONE: 561-845-0665 FAX: 561-863-8175  
 WWW.KIMLEY-HORN.COM CA 00000696

|             |           |
|-------------|-----------|
| KHA PROJECT | 044000057 |
| DATE        | 2016      |
| SCALE       | AS SHOWN  |
| DESIGNED BY | AJC       |
| DRAWN BY    | RC        |
| CHECKED BY  | TSG       |

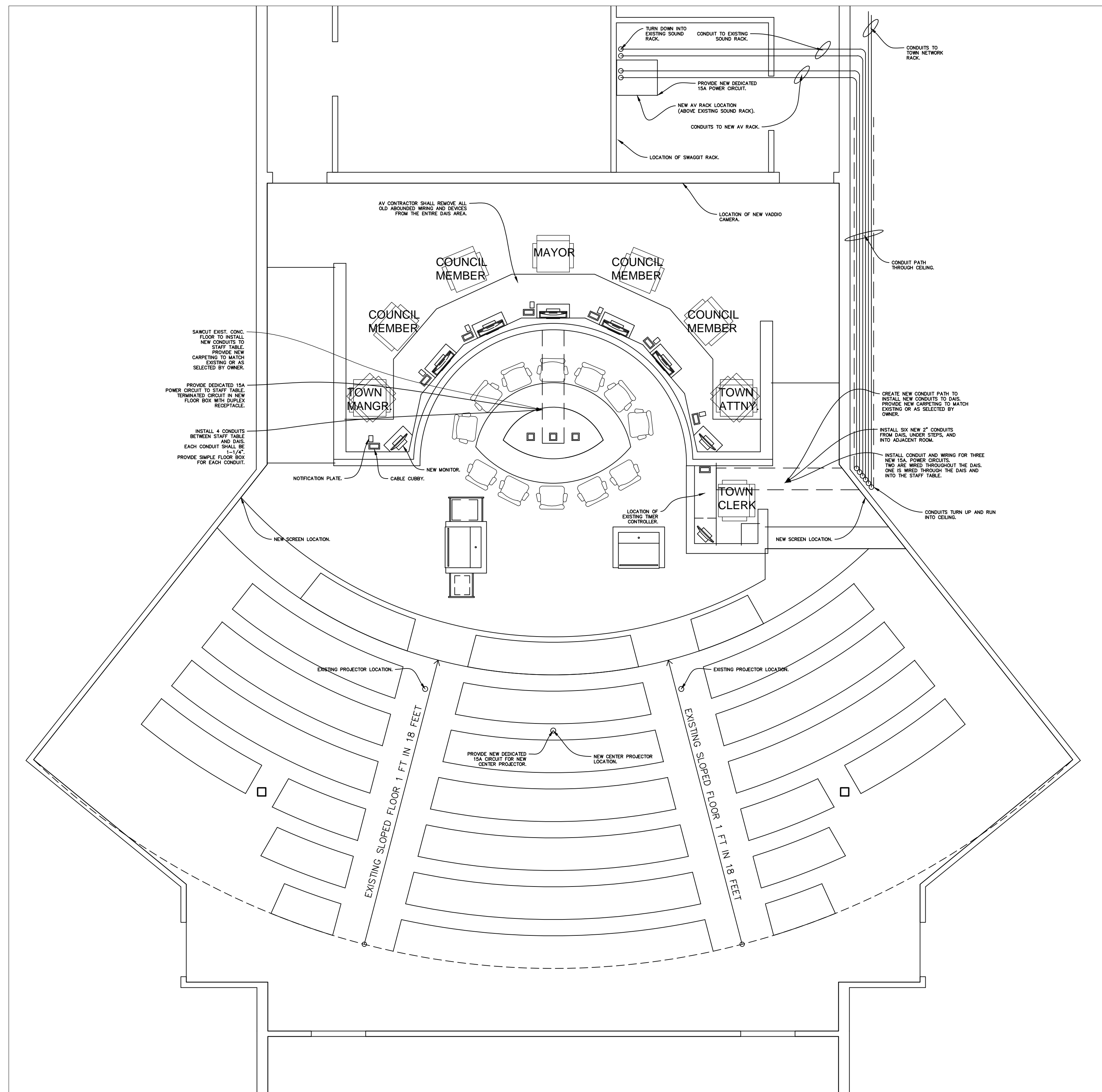
**COUNCIL CHAMBER RENOVATIONS**  
 PREPARED FOR  
**THE TOWN OF JUPITER**  
 JUPITER FLORIDA

|                       |  |
|-----------------------|--|
| LICENSED PROFESSIONAL |  |
| LIC PROF 1            |  |
| STATE LICENSE NUMBER  |  |
| LIC PROF 1 #          |  |

**AV SYSTEM ONLINE DIAGRAM RACK & PROJECTORS**

|              |     |
|--------------|-----|
| SHEET NUMBER | AV3 |
|--------------|-----|

This document, together with the concepts and designs presented herein, is intended only for the specific purpose and client for which it was prepared. Reuse of any information or design on this document without written authorization and adaptation by Kimley-Horn and Associates, Inc. shall be without liability to Kimley-Horn and Associates, Inc.



**PROPOSED FLOOR PLAN (7 MEMBER SEATING)**  
SCALE 1/4" = 1'-0"

**TSG** Theatre Design Consulting  
 Theatre Systems Design  
 Acoustic Consulting  
 DESIGN SOLUTIONS, INC.  
 1860 Forest Hill Blvd., Suite 103 ♦ West Palm Beach, FL 33406  
 Tel (561) 967-4511 ♦ www.tsgds.com

| No. | REVISIONS | DATE | BY |
|-----|-----------|------|----|
|     |           |      |    |
|     |           |      |    |
|     |           |      |    |
|     |           |      |    |

**Kimley»Horn**  
 © 2010 KIMLEY-HORN AND ASSOCIATES, INC.  
 1920 WEKIVA WAY SUITE 200, WEST PALM BEACH, FL 33411  
 PHONE: 561-845-0665 FAX: 561-863-8175  
 WWW.KIMLEY-HORN.COM CA 00000696

KHA PROJECT  
 044000057  
 DATE  
 2016  
 SCALE AS SHOWN  
 DESIGNED BY AJC  
 DRAWN BY RC  
 CHECKED BY TSG

**COUNCIL CHAMBER  
 RENOVATIONS**  
 PREPARED FOR  
**THE TOWN OF JUPITER**

JUPITER FLORIDA

LICENSED PROFESSIONAL  
 LIC PROF 1  
 STATE LICENSE NUMBER  
 LIC PROF 1 #  
 DATE: \_\_\_\_\_

**AV SYSTEM  
 DEVICE LOCATIONS &  
 ELECTRICAL WORK**

SHEET NUMBER  
**AV4**

