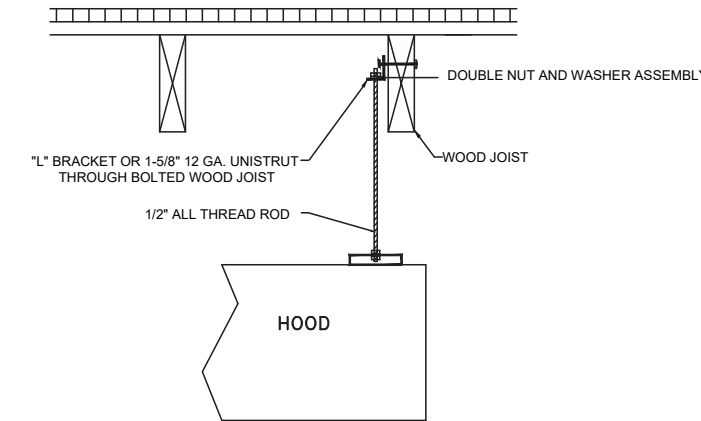
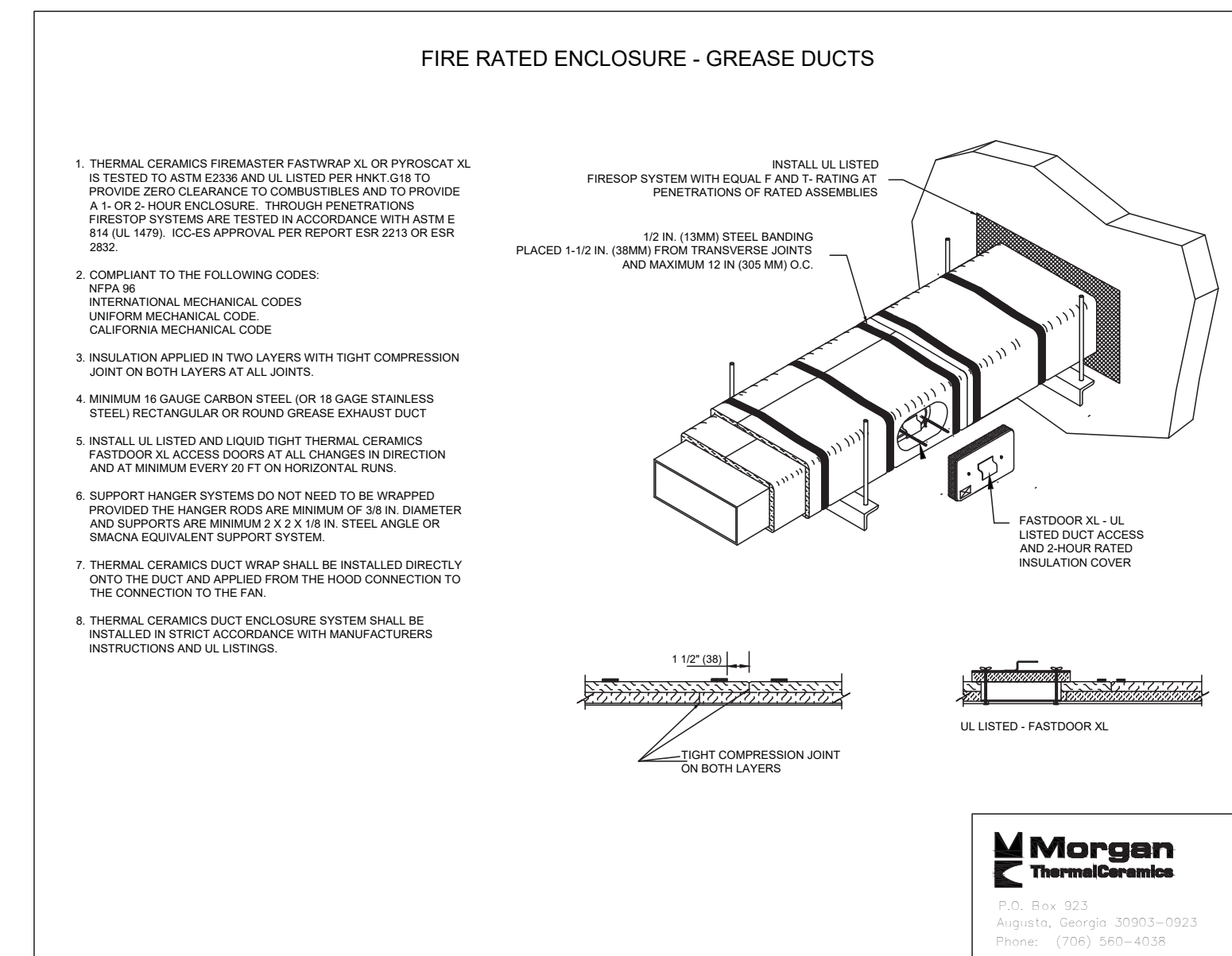


MUA DUCT STRAP DETAIL
(NOTE: REQUIRED EVERY 6')

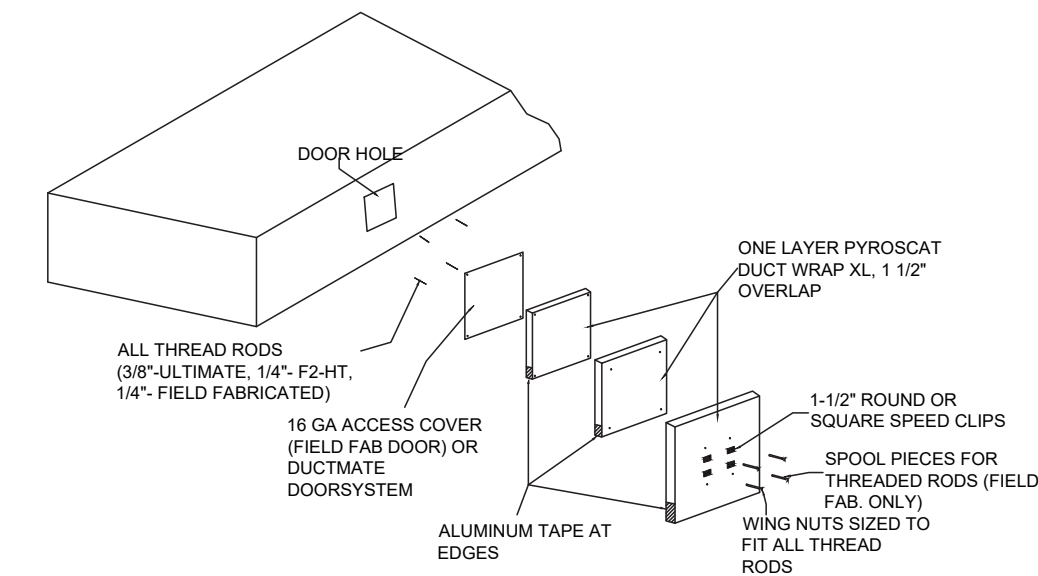


HOOD HANGING DETAIL
(SEE PLAN VIEW OF HOOD FOR LOCATION)
(TYP. OF 4)



1. THERMAL CERAMICS FIREMASTER FASTWRAP XL OR PYROSCAT XL IS TESTED TO ASTM E2308 AND UL LISTED PER PART 028 TO PROVIDE ZERO CLEARANCE TO COMBUSTIBLES AND TO PROVIDE A 1 OR 2 HOUR ENCLOSURE THROUGH FIRE RATED ONE FIRESTOP SYSTEMS ARE TESTED IN ACCORDANCE WITH ASTM E 818 (UL 1479). ICC-ES APPROVAL PER REPORT ESR-2213 OR ESR-2832.
2. COMPLIANT TO THE FOLLOWING CODES:
 NFPA 96
 INTERNATIONAL MECHANICAL CODES
 UNIFORM MECHANICAL CODES
 CALIFORNIA MECHANICAL CODE
3. INSULATION APPLIED IN TWO LAYERS WITH TIGHT COMPRESSION JOINT ON BOTH LAYERS AT ALL JOINTS.
4. MINIMUM 16 GAUGE CARBON STEEL (OR 18 GAUGE STAINLESS STEEL) RECTANGULAR OR ROUND GREASE EXHAUST DUCT.
5. INSTALL UL LISTED AND LIQUID TIGHT THERMAL CERAMICS FASTDOOR XL ACCESS DOORS AT ALL CHANGES IN DIRECTION AND AT MINIMUM EVERY 20 FT ON HORIZONTAL RUNS.
6. SUPPORT HANGER SYSTEMS DO NOT NEED TO BE WRAPPED PROVIDED THE HANGER RODS ARE MINIMUM OF 3/8 IN. DIAMETER AND SUPPORTS ARE MINIMUM 2 X 2 X 1/8 IN. STEEL ANGLE OR SIMILAR EQUIVALENT SUPPORT SYSTEM.
7. THERMAL CERAMICS DUCT WRAP SHALL BE INSTALLED DIRECTLY ONTO THE DUCT AND APPLIED FROM THE HOOD CONNECTION TO THE CONNECTION TO THE FAN.
8. THERMAL CERAMICS DUCT ENCLOSURE SYSTEM SHALL BE INSTALLED IN STRICT ACCORDANCE WITH MANUFACTURERS INSTRUCTIONS AND UL LISTINGS.

WELDED EXHAUST DUCT SHALL BE INSULATED IN TWO LAYERS OF MORGAN THERMAL CERAMICS PYROSCAT DUCT WRAP XL



CLEAN OUT DOOR/FIRE WRAP DETAIL

SPECIFIC MODEL IS BASIS OF DESIGN

INSTALLATION SHALL COMPLY WITH NFPA 96, IBC, SMACNA, ASHRAE AND FMC 2010

FOR QUESTIONS:
 PLEASE CONTACT THE
 CAPTIVE AIRE SOUTH FLORIDA OFFICE
 6601 LYONS RD. F.A. COCONUT CREEK, FL. 33073
 PHONE: (954) 578-8595, (800) 477-0454
 REG63@CAPTIVEAIRE.COM

BUCHANAN P.E CONSULTING INC.
 ELECTRICAL * MECHANICAL * PLUMBING
 ENGINEERING
 6191 W. ATLANTIC BLVD, SUITE# 2 MARGATE, FL 33063
 PH: 954-590-3300 FAX: 954-590-2232
 Email: BUCHANAN@PEENGINEERS.COM
 CERTIFICATE OF AUTHORIZATION # 8842

RAJA BUCHANAN P.E # 48916 MAURICE LORD P.E # 72550

JOB	NHAC BROWARD KITCHEN
LOCATION	1700 BLOUNT RD, POMPANO BCH, FL
DATE	8/31/2015
DWG #	NHAC
REV	
JOB #	2422586
DRAWN BY	TMH
SCALE	1/4"=1

CAPTIVE-AIRE HOODS ARE BUILT IN COMPLIANCE WITH

 NSF
 NFA #96
 UL 710 & ULC710 STANDARDS
 E.T.L. LISTED 3054804-001

CINI-LITTLE INTERNATIONAL, INC.
 3405 N.W. 9th AVENUE, SUITE 1202
 FT. LAUDERDALE, FL 33309-5543 USA
 OFFICE 954-846-3600
 954-564-1065 FAX
 www.cinilittle.com

OFFICE LOCATIONS
 CHICAGO WASHINGTON
 CLEVELAND FT. LAUDERDALE
 LOS ANGELES LONDON
 NEW YORK SYDNEY
 SAN FRANCISCO TOKYO

PROJECT NAME
NORTH HOMELESS ASSISTANCE CENTER
 FT. LAUDERDALE, FL

SHEET TITLE
FOODSERVICE EQUIPMENT VENTILATION DRAWING

PROJECT MGR/DRN: SW/CAD
 SCALE:
 PROJECT NO: 16-0046-0
 ISSUE DATE: / /
 REFERENCE NORTH SHEET NUMBER
QF201