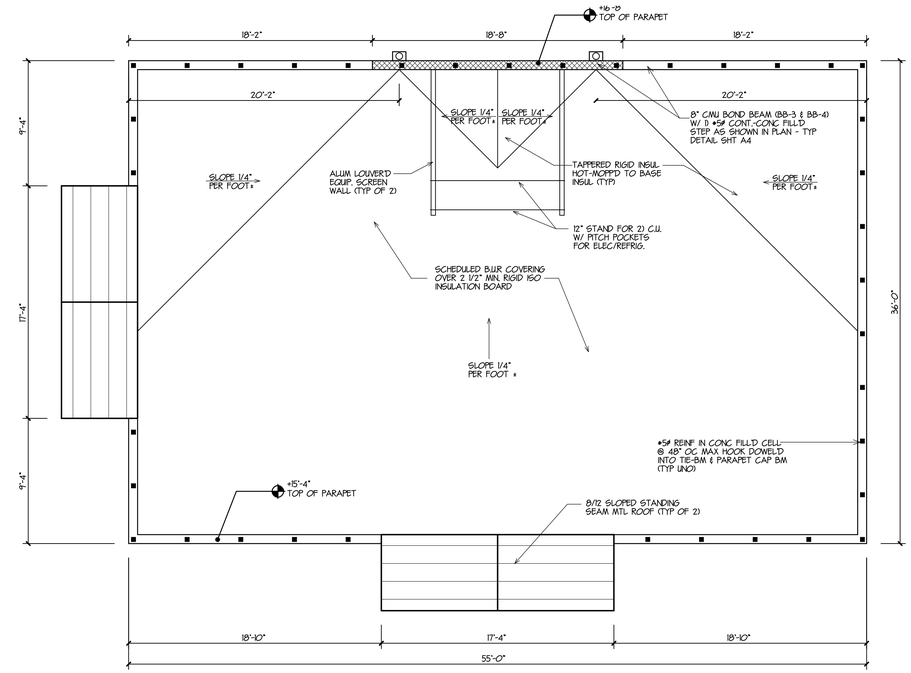

ROOF PLAN

3/16"

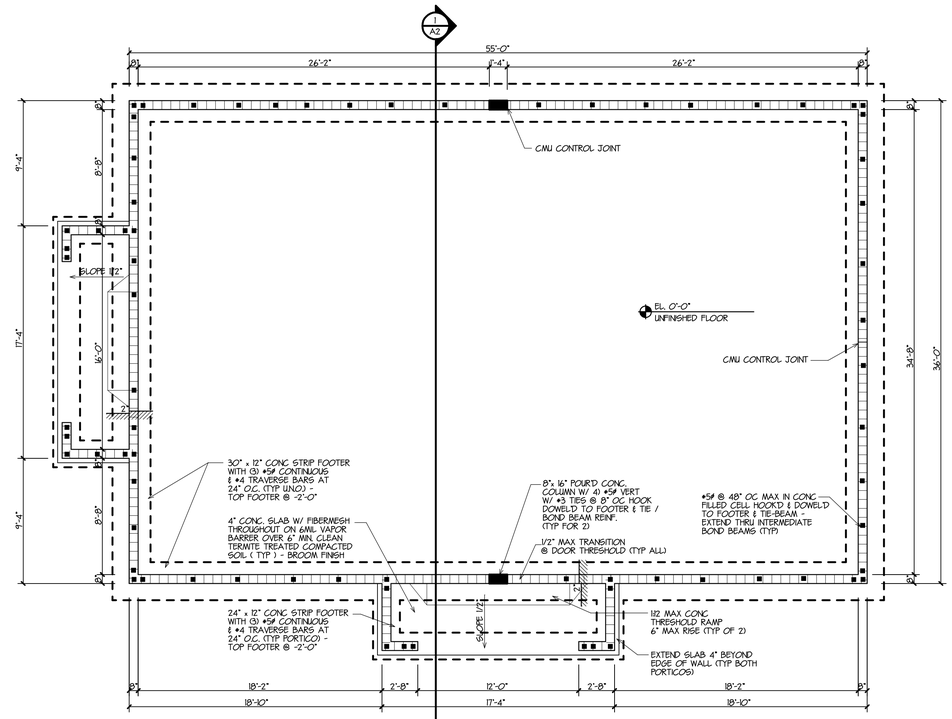

FOUNDATION PLAN

3/16"

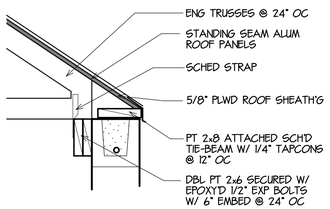

1 EAVE DETAIL

NTS

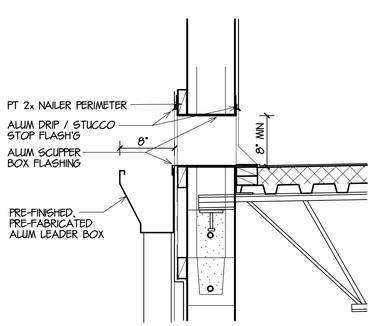

2 SCUPPER DETAIL

NTS

ROOFING SPECIFICATION

FLAT DECK ROOFING - B.U.R

MECHANICALLY FASTEN 2 1/2" RIGID ISO BASE INSULATION TO STEEL DECK W/ #12 - #14 STL. DECK SCREWS W/ 3" WASHER @ 1.3.2 PER SQFT DENSITY - HOT MOP TAPPERED INSULATION TO BASE INSUL.

HOT MOP 1) LAYER #90 MODIFIED FIBERGLASS BASE SHEET TO INSUL. AT A RATE OF 20-40 LBS/SQUARE

HOT MOP ADDITIONAL 2) LAYERS OF #40 MODIFIED FIBERGLASS PLY SHEETS AT A RATE OF 20-40 LBS/SQUARE

TORCH APPLY #90 MODIFIED FIBERGLASS GRANULATED CAP SHEET.

BASIS OF DESIGN: CERTAIN TEED - APP MODIFIED SYSTEM TYPE BI)

SLOPED ROOFING - STANDING SEAM

16" WIDE - .032" ALUM STANDING SEAM ROOF PANELS W/ FACTORY BLACK KYNAR FINISH, MECHANICALLY SEAMED TO 6" LONG STEEL CLIPS @ 3" FROM EDGE & 8" OC W/ 4) #10x1" EA CLIP - OVER -

#30 SELF ADHERE'G WATER SHIELD MEMBRANE SECURED TO #30 FELT BASE SHEET TIN TAGGED @ 6" OC EDGES / LAPS & 12" OC FIELD TO WOOD ROOF SHEATHING

BASIS OF DESIGN: ENGLERT B00 ALUMINUM ROOF PANELS, SYSTEM A(1)

CONCRETE BEAM SCHEDULE

MK.	SIZE	REINFORCING BOTTOM	REINFORCING TOP	STIRRUPS TIE & SPACING	TOP OF WALL OR BEAM	REMARKS
BB-1	8"x 8"	D #6	——	——	+10'-8"	
BB-2	8"x 8"	D #6	——	——	+12'-8"	
BB-3	8"x 8"	D #5	——	——	+15'-4"	
BB-4	8"x 8"	D #5	——	——	+16'-8"	
TB-1	8"x 16"	D #6	D #6	——	+12'-8"	
TB-2	8"x 16"	D #6	D #6	——	+13'-4"	
TB-3	8"x 16"	D #6	D #6	——	+17'-4"	

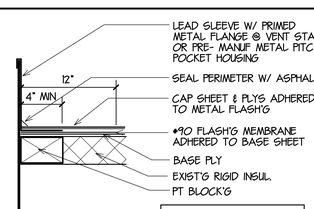

3 PITCH PAN DETAIL

NTS

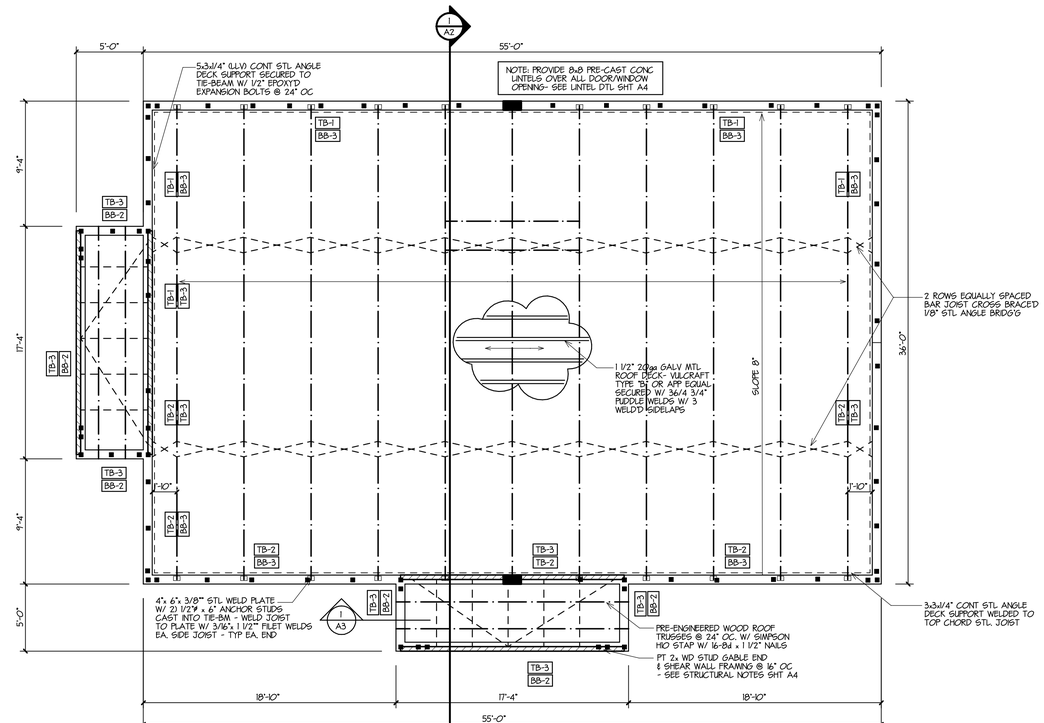

SEE ROOF PLAN FOR PARAPET BEAM LOCATIONS & HEIGHTS

ROOF FRAMING PLAN

3/16"

GRANFIELD ARCHITECTS
1683 N.E. JENSEN BEACH BLVD.
JENSEN BEACH, FLORIDA 34957
PHONE: 772-283-4032
FAX: 772-283-9610

COMMERCIAL - RESIDENTIAL - INSTITUTIONAL DESIGN

PROPOSED ACCESSORY SHELL BUILDING FOR:

DR. VAKANI

2916 SW GATLIN BLVD

PORT ST. LUCIE, FLORIDA

SEAL

REVISIONS

BD SET
NOT FOR CONSTRUCTION

JOB NO.	13-564A
DATE	5-4-16
DRAWN BY	JB
CHECKED BY	SMG

SHEET

A3

OF