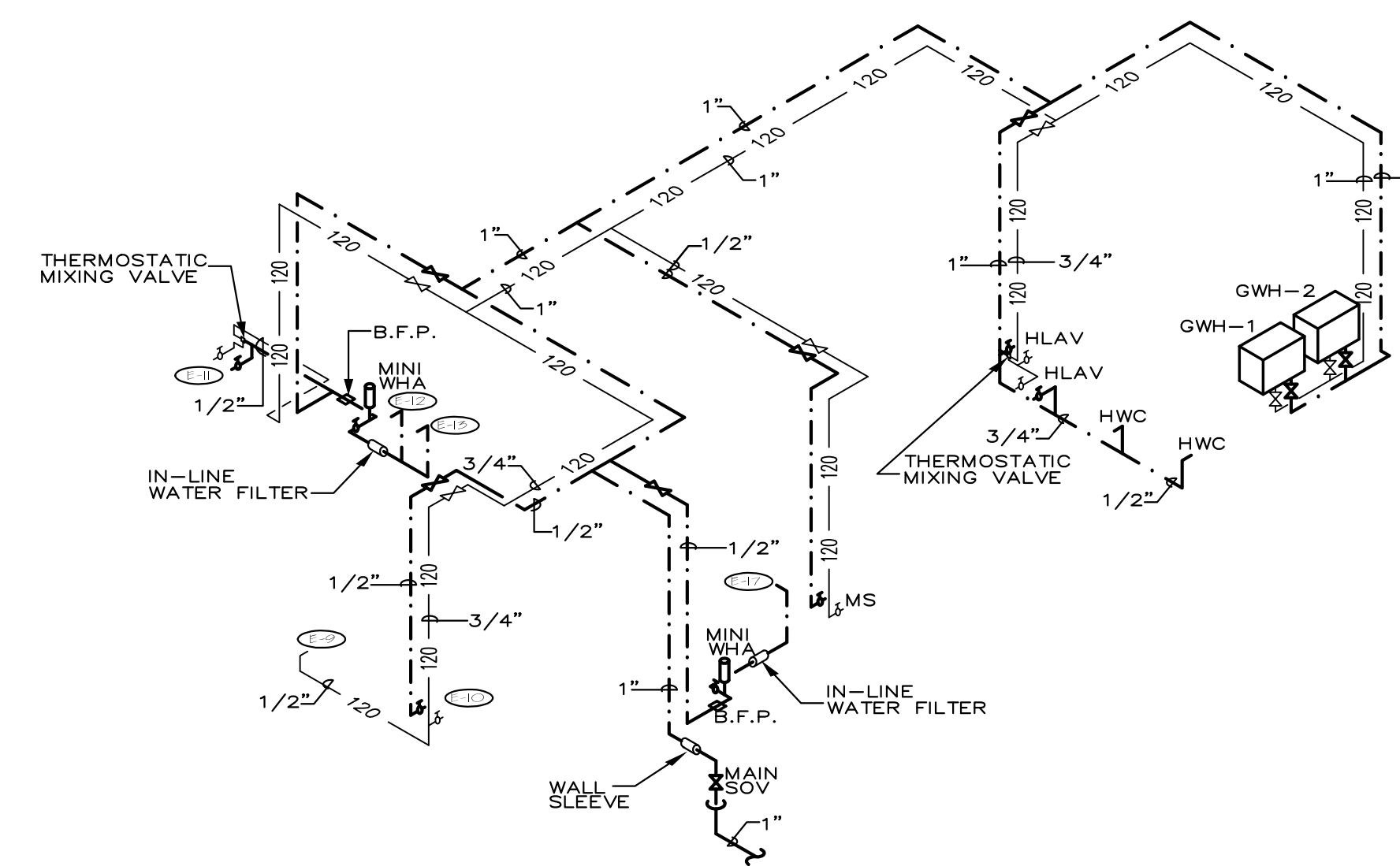
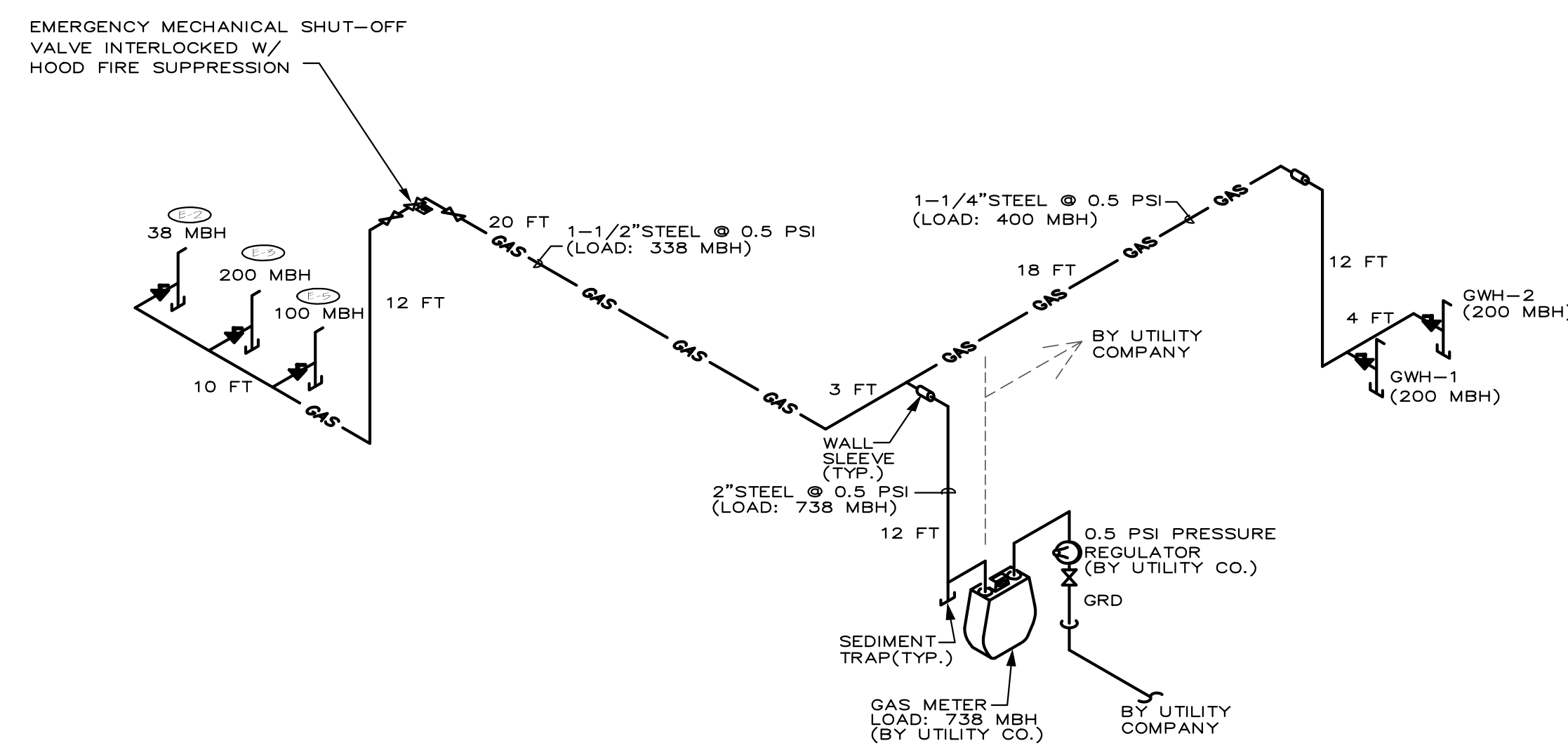


PLUMBING ISOMETRIC DIAGRAM - SANITARY & GREASE WASTE
 SCALE: N.T.S.



PLUMBING ISOMETRIC DIAGRAM - DOMESTIC WATER
 SCALE: N.T.S.



NATURAL GAS SIZING BASED ON THE FOLLOWING:

1. FLORIDA BUILDING CODE- FUEL GAS	= TABLE 402.4(2)
2. PIPE MATERIAL	= SCHEDULE 40 METALLIC PIPE
3. GAS TYPE	= NATURAL
4. INLET PRESSURE	= 0.5 PSI OR LESS
5. PRESSURE DROP	= 0.5 INCH WATER COLUMN
6. SPECIFIC GRAVITY	= 0.6
7. HEATING VALUE	= 1,000 BTU/CF
8. MAXIMUM DEVELOPED LENGTH	= 57 FEET
9. TOTAL GAS LOAD	= 738 CFH


KEY NOTE:
 PIPE LENGTHS ARE SHOWN HERE FOR DETERMINING PIPE DIAMETER SIZES ONLY. THE LENGTHS ARE NOT TO BE USED AS CONTRACTOR'S SHOP DRAWING/TAKE-OFFS. CONTRACTOR SHALL VERIFY ALL MEASUREMENTS IN THE FIELD.

PLUMBING ISOMETRIC DIAGRAM - NATURAL GAS
 SCALE: N.T.S.

Level II Alteration
Green Owl Restaurant
 11 SE 4th Ave.
 Delray Beach, Florida
 RBA-PN 10116.01

Issued Date:

Richard Tavares P.E.
 Florida Reg. No. 73704



TO THE BEST OF MY KNOWLEDGE THE PLANS AND SPECIFICATIONS COMPLY WITH THE APPLICABLE MINIMUM BUILDING CODES AS DETERMINED BY THE LOCAL AUTHORITY IN ACCORDANCE WITH THE 2014 FLORIDA BUILDING CODE, ALL AMENDMENTS AND SECTION 633 OF THE FLORIDA STATUTES.

PLUMBING SCHEDULES

AS NOTED

PROGRESS SET/NFC 05/03/2016