(TYP.) 20" HIGH FLOOD BARRIER PANEL SYSTEM TO BE PROVIDED AT ALL DOOR OPENINGS. GENERAL CONTRACTOR SHALL SUBMIT SHOP DRAWINGS WITH ARCHITECT'S OF RECORD APPROVED STAMP TO THE BUILDING DEPARTMENT FOR APPROVAL PRIOR TO INSTALLATION.

(TYP.) ALL PERIMETER EXTERIOR WALLS SHALL BE 20" HIGH FLOOD PROOF FROM FINISH FLOOR WITH DRYLOK OIL BASE MASONRY WATERPROOFER OR APPROVED EQUAL. GENERAL CONTRACTOR SHALL SUBMIT PRODUCT DATA SHEET WITH ARCHITECT'S OF RECORD APPROVED STAMP TO THE BUILDING DEPARTMENT FOR APPROVAL PRIOR TO INSTALLATION.

1 SOUTH ELEVATION
SCALE: 3/32"=1'-0"

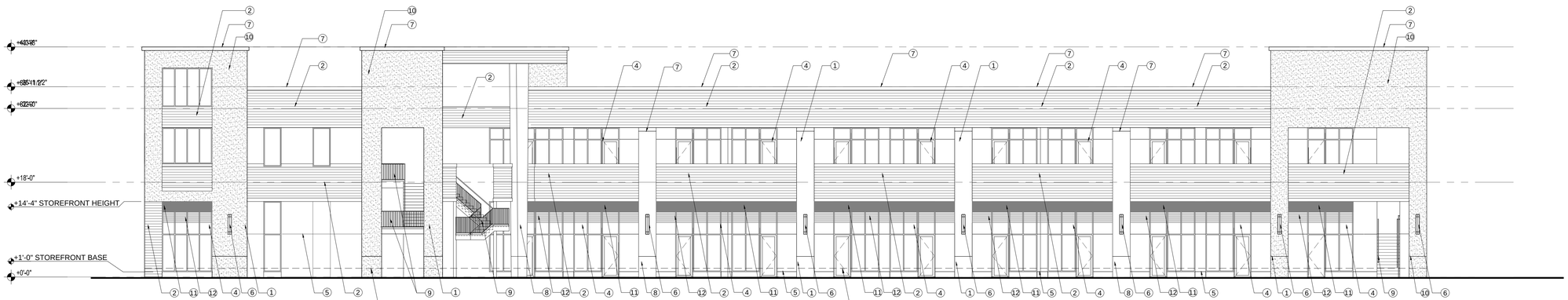

(TYP.) ALL PERIMETER EXTERIOR WALLS SHALL BE 20" HIGH FLOOD PROOF FROM FINISH FLOOR WITH DRYLOK OIL BASE MASONRY WATERPROOFER OR APPROVED EQUAL. GENERAL CONTRACTOR SHALL SUBMIT PRODUCT DATA SHEET WITH ARCHITECT'S OF RECORD APPROVED STAMP TO THE BUILDING DEPARTMENT FOR APPROVAL PRIOR TO INSTALLATION.

(TYP.) 20" HIGH FLOOD BARRIER PANEL SYSTEM TO BE PROVIDED AT ALL DOOR OPENINGS. GENERAL CONTRACTOR SHALL SUBMIT SHOP DRAWINGS WITH ARCHITECT'S OF RECORD APPROVED STAMP TO THE BUILDING DEPARTMENT FOR APPROVAL PRIOR TO INSTALLATION.

2 WEST ELEVATION
SCALE: 3/32"=1'-0"

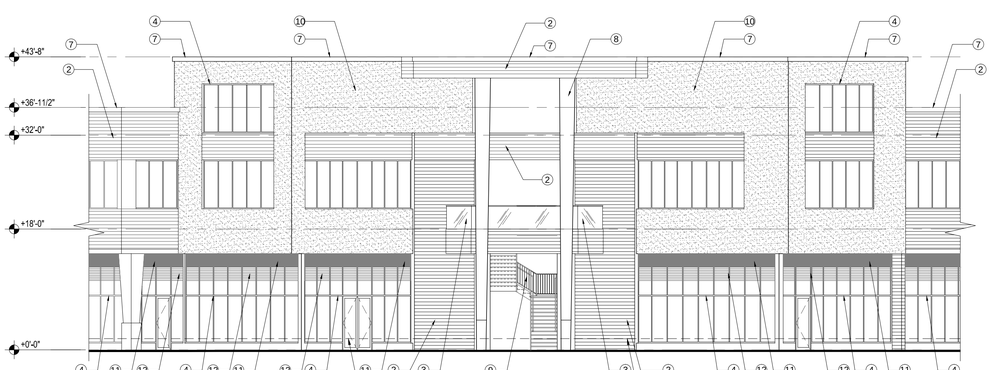

(TYP.) 20" HIGH FLOOD BARRIER PANEL SYSTEM TO BE PROVIDED AT ALL DOOR OPENINGS. GENERAL CONTRACTOR SHALL SUBMIT SHOP DRAWINGS WITH ARCHITECT'S OF RECORD APPROVED STAMP TO THE BUILDING DEPARTMENT FOR APPROVAL PRIOR TO INSTALLATION.

(TYP.) ALL PERIMETER EXTERIOR WALLS SHALL BE 20" HIGH FLOOD PROOF FROM FINISH FLOOR WITH DRYLOK OIL BASE MASONRY WATERPROOFER OR APPROVED EQUAL. GENERAL CONTRACTOR SHALL SUBMIT PRODUCT DATA SHEET WITH ARCHITECT'S OF RECORD APPROVED STAMP TO THE BUILDING DEPARTMENT FOR APPROVAL PRIOR TO INSTALLATION.

3 N.E. ELEVATION
SCALE: 3/32"=1'-0"

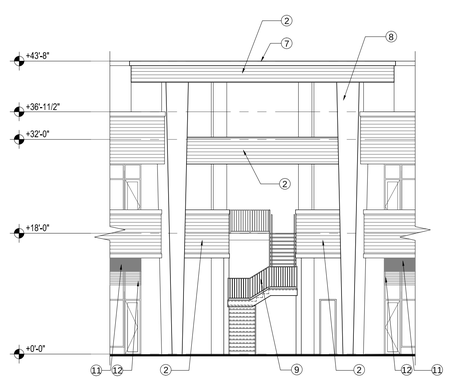

4 S.W. ELEVATION
SCALE: 3/32"=1'-0"

1. SIMULATED STUCCO FINISH
2. SIMULATED WOOD
3. BALCONY
4. STOREFRONT GLASS
5. TYPICAL STUCCO CONTROL JOINT
6. WALL MOUNTED EXTERIOR LIGHT FIXTURE (REFER TO ELECTRICAL DRAWINGS
7. METAL CAP
8. CONCRETE PAINT FINISH
9. RAILING
10. SMOOTH STONE PANELS
11. ALUMINUM PANEL
12. ALUMINUM GRILLE

5 LEGEND

SYNALOVSKI ROMANIK SAYE
Architecture • Planning • Interior Design

1800 Eller Drive, Suite 500
Fort Lauderdale, FL 33316

T 954.961.6806
F 954.961.6807

www.synalovski.com

Manuel Synalovski, AIA
AR 0011628
SEAL

LICENSE NO. AA26001863

VILLAGE AT ATLANTIC SHORES

801 N. FEDERAL HIGHWAY
HALLANDALE BEACH, FL

CLIENT: ATLANTIC VILLAGE 1, LLC.

REV	DATE	DESCRIPTION

DESIGN DELIVERABLE: **PERMIT SET**

ISSUE DATE: **05-11-16**

PROJECT NUMBER: **1177 - 150203**

DRAWN BY: **FC**

CHECKED BY: **MS**

Copyright (c) by SYNALOVSKI ROMANIK SAYE, LLC
All Rights Reserved.

SHEET TITLE:

ARCHITECTURAL ELEVATIONS

SHEET NUMBER:

A-202

E:\1177-150203 Atlantic Shores Village\Drawings\A-202 ELEVATIONS.dwg 5/11/2016 1:41:46 PM