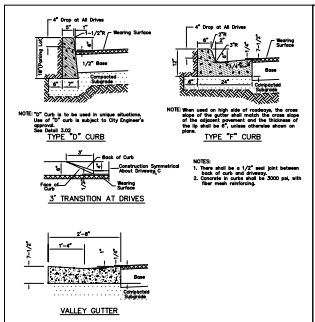

TYPICAL CURB CROSS SECTIONS

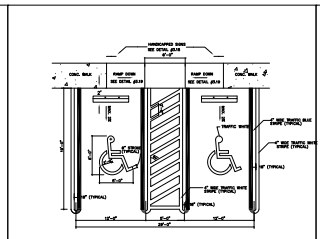

NOTE:
All pavement markings to be thermoplastic.

* ALL DIMENSIONS ARE CONSIDERED MINIMUM DESIGN CONDITIONS UNLESS OTHERWISE APPROVED BY CITY ENGINEER FOR SPECIAL EXCEPTION AREAS

TYPICAL DOUBLE HANDICAPPED STALL

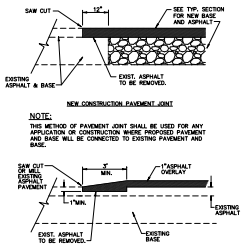

NOTE:
THIS METHOD OF PAVEMENT JOINT SHALL BE USED FOR ANY APPLICATION OR CONSTRUCTION WHERE PROPOSED PAVEMENT AND BASE WILL BE CONNECTED TO EXISTING PAVEMENT AND BASE.

NOTE:
THIS METHOD OF PAVEMENT JOINT SHALL BE USED FOR ANY APPLICATION OR CONSTRUCTION WHERE PROPOSED PAVEMENT WILL BE CONNECTED TO EXISTING PAVEMENT.

PAVEMENT JOINT DETAIL

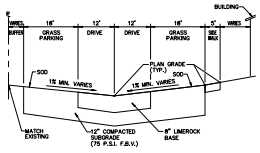

NOTE:
REFER TO CITY DETAILS FOR PARKING SPACE REQUIREMENTS AND PARKING LOT STANDARDS.

STANDARD DETAIL
FOR STABILIZED GRASS PARKING

TABLE OF SIDEWALK JOINTS	
TYPE	LOCATION
"A"	JOINT SHALL BE PLACED AT P.C. AND P.T. OF CURVES, JUNCTION OF EXISTING SIDEWALKS, AT JUNCTION OF NEW SIDEWALKS AND WHERE SIDEWALKS MEET CONCRETE CURBS, DRIVEWAYS AND SIMILAR STRUCTURES.
"B"	JOINT SHALL BE PLACED 2'-0" CENTER
"C"	JOINT SHALL BE PLACED AT 20' INTERVALS

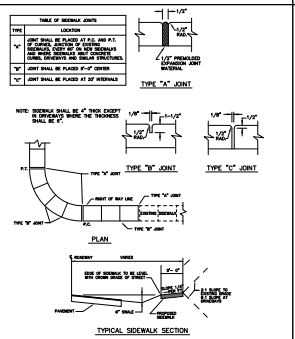

TYPICAL SIDEWALK SECTION

TYPICAL SIDEWALK CONSTRUCTION

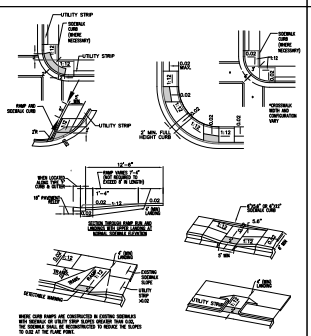

WHERE CURB RAMPS ARE CONSTRUCTED IN EXISTING SIDEWALKS WITH SIDEWALK OR UTILITY STRIP SLOPES GREATER THAN 5.0%, THE SIDEWALK SHALL BE RECONSTRUCTED TO REDUCE THE SLOPES TO 5.0% AT THE CURB RAMP.

* ALL DIMENSIONS ARE CONSIDERED MINIMUM DESIGN CONDITIONS UNLESS OTHERWISE APPROVED BY CITY ENGINEER FOR SPECIAL EXCEPTION AREAS

TYPICAL SIDEWALK CURB CUT RAMPS


7' DETECTABLE WARNING SURFACE
MATCH SIDEWALK
4' DETECTABLE WARNING SURFACE
DRIVEWAY
SIDEWALK
EDGE OF SWALED WAY
NOTES:
1. FOR DETECTABLE WARNING SURFACE SEE FDOT DESIGN STD. AT 104 BOOK.
* 7' FLARED WARN OPTIONAL
2. SIDEWALK SHALL BE CONSTRUCTED IN ACCORDANCE WITH CITY OF CORAL SPRINGS STANDARDS AND SPECIFICATIONS.
3. SIDEWALK MATERIALS AT CURBS, DRIVEWAYS, OR STREETS SHALL HAVE A SATISFACTORY BOND WITH THE ADJACENT SURFACE. THE SIDEWALK TO BE PROVIDED A SMOOTH FINISH OF TROWEL. THE MINIMUM LENGTH OF THE DETECTABLE WARNING SURFACE SHALL BE 24" FOR DIRECTIONAL CURB RAMPS AND 36" FOR PERPENDICULAR CURB RAMPS.
4. SIDEWALKS SHALL BE CONSTRUCTED CONSISTING OF 3000 PSI MINIMUM COMPRESSIVE STRENGTH CONCRETE.
GENERAL NOTES:
1. PUBLIC SIDEWALK RAMP WORKS SHALL BE CONSTRUCTED IN THE PUBLIC RIGHT-OF-WAY AT INTERSECTIONS WHERE SIDEWALKS ARE PROVIDED.
2. PUBLIC SIDEWALK RAMP WORKS SHALL BE CONSTRUCTED IN THE PUBLIC RIGHT-OF-WAY OR IN A DEDICATED EASEMENT ADJACENT TO THE PUBLIC RIGHT-OF-WAY IF THE DEVELOPMENT CONSTRUCTS PUBLIC SIDEWALKS ALONG THE PROPERTY FRONTAGE. THE PUBLIC SIDEWALK RAMP WORKS SHALL BE CONSTRUCTED IN ACCORDANCE WITH THE CURRENT ADOPTED FDOT DESIGN STANDARDS AND 4" MINIMUM THICK CONCRETE WITH FIBERS, MINIMUM 3000 PSI COMPRESSIVE STRENGTH, AND SHALL HAVE A LIGHTLY CONSTRUCTED 4" WIDE BAND OF WOOD FLOAT.
3. THE LOCATIONS AND DIMENSIONS OF CURB RAMPS SHALL BE AS SHOWN ON THE PLANS.
4. ALL RAMP WORKS SLOPES AT INTERSECTIONS WITH STREETS SHALL NOT BE GREATER THAN 1:12 AND GRADE BREAKS SHALL BE NOT MORE THAN 11.0% ALGEBRAIC DIFFERENCE. THE RAMP WORKS SHALL BE PROVIDED WITH A FLARE WITH A MAXIMUM SLOPE OF 10:1 (10% MAX.) AND A MINIMUM SLOPE OF 12:1 (8.3%) WHERE THE RAMP WORKS ARE PROVIDED WITH FLARES, RAMP WORKS SLOPE SHALL BE PROVIDED. RAMP WORKS SLOPE IS NOT REQUIRED TO EXCEED 7% IN LENGTH, EXCEPT AT SITES WHERE THE PLANS REQUIRE A GREATER LENGTH.
5. A 4' WIDE BAND OF WOOD FLOAT FINISH SHALL BE PROVIDED ALONG THE CURB RAMP WORKS SLOPE TO ENSURE THE PROPER FLOW OF WATER. THE WOOD FLOAT FINISH SHALL BE PROVIDED ALONG THE CURB RAMP WORKS SLOPE TO ENSURE THE PROPER FLOW OF WATER. THE WOOD FLOAT FINISH IS NOT REQUIRED TO BE PROVIDED ALONG THE CURB RAMP WORKS SLOPE IF THE CURB RAMP WORKS SLOPE IS CONSTRUCTED TO THE VERTICAL DIMENSIONS FOR GRADING AND THE SLOPE OF CURB RAMP FOR CURB FOUNDATION PURPOSE.
6. CURB RAMP WORKSHEET DRAWING SHALL BEGIN WITH THE FULL WIDTH OF THE RAMP AND IN THE DIRECTION OF TRAVEL, OF FROM THE BACK OF THE CURB. DETECTABLE WARNING SURFACE SHALL BE ORIGINAL, RAMP TILE, OR APPROVED EQUAL.
7. WHERE A RAMP IS CONSTRUCTED WITHIN EXISTING CURBS, CURB AND GUTTER, ASPHALT MATERIAL, THE EXISTING CURB OF CURB AND GUTTER SHALL BE REMOVED TO THE NEAREST JOINT OR SCORE LINE. THE NEW CURB AND GUTTER SHALL BE CONSTRUCTED TO THE LINE AND GRADE SHOWN ON THE PLANS. THE EXISTING ASPHALT SHALL BE REMOVED TO THE NEAREST JOINT BEYOND THE TRANSITION PLANE OR SHALL ADJUST AND TO THE EXTENT THAT IS REASONABLE BUTTER OF MINIMUM 6 FEET THICK OF CURB.
8. DETECTABLE WARNING SURFACE COLOR SHALL CONTRAST WITH SURROUNDING SURFACE AS DIRECTED BY CITY ENGINEER (DEFAULT COLOR IS YELLOW).

* ALL DIMENSIONS ARE CONSIDERED MINIMUM DESIGN CONDITIONS UNLESS OTHERWISE APPROVED BY CITY ENGINEER FOR SPECIAL EXCEPTION AREAS

TYPICAL SIDEWALK CURB CUT RAMPS

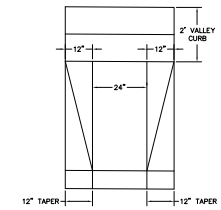

CONCRETE FLUME DETAIL
NOT-TO-SCALE

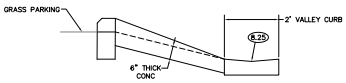

CONCRETE FLUME SECTION
NOT-TO-SCALE

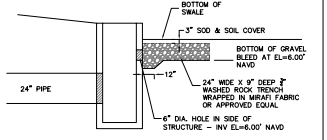

SWALE GRAVEL BLEED-DOWN ROCK TRENCH
NOT-TO-SCALE

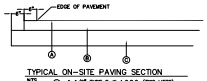

TYPICAL ON-SITE PAVING SECTION
NTS

Ⓐ 1-1/2" TYPE S-III A.C.S.C. (TWO LIFTS) OR 1-1/2" TYPE S-I (ONE-LIFT)

Ⓑ 8" LIMEROCK BASE COMPACTED TO MIN MAX DENSITY PER AASHTO T-180, PRIME & TACK COAT PER FDOT SECTION 300.

Ⓒ 12" COMPACTED SUBGRADE COMPACTED TO MIN MAX. DENSITY PER AASHTO T-180.

© COPYRIGHT 2016 BY ENVIRODESIGN ASSOCIATES, INC.
THIS DRAWING IS PROVIDED FOR INFORMATIONAL PURPOSES ONLY, UNLESS SIGNED AND SEALED BY A REGISTERED PROFESSIONAL ENGINEER REPRESENTING ENVIRODESIGN ASSOCIATES, INC.

NO.	DATE	REVISIONS	BY.
1	5/25/16	REVISED FOR CITY COMMENTS FROM 2/25/16	MTJ.

NOT VALID WITHOUT ORIGINAL SEAL

"FOR W. PETE, P.E. FOR BOB, P.E."

PAVING & DRAINAGE DETAILS FOR:
LIFE FELLOWSHIP
11401 WEST SAMPLR RD
CORAL SPRINGS, FLORIDA

EnviroDesign Associates
ENGINEERS - ENVIRONMENTAL CONSULTANTS
FLORIDA CERTIFICATE OF AUTHORIZATION No. 1606
298 Pineapple Grove Way Delray Beach, Florida 33444
Phone: (561) 276-0900 Fax: (561) 276-4858

DRAWN: M.T.J.
CHECKED: J.A.P.
DATE: 5/18/16
JOB NO. 15067-DTL
SHEET NO. 5 OF 9