

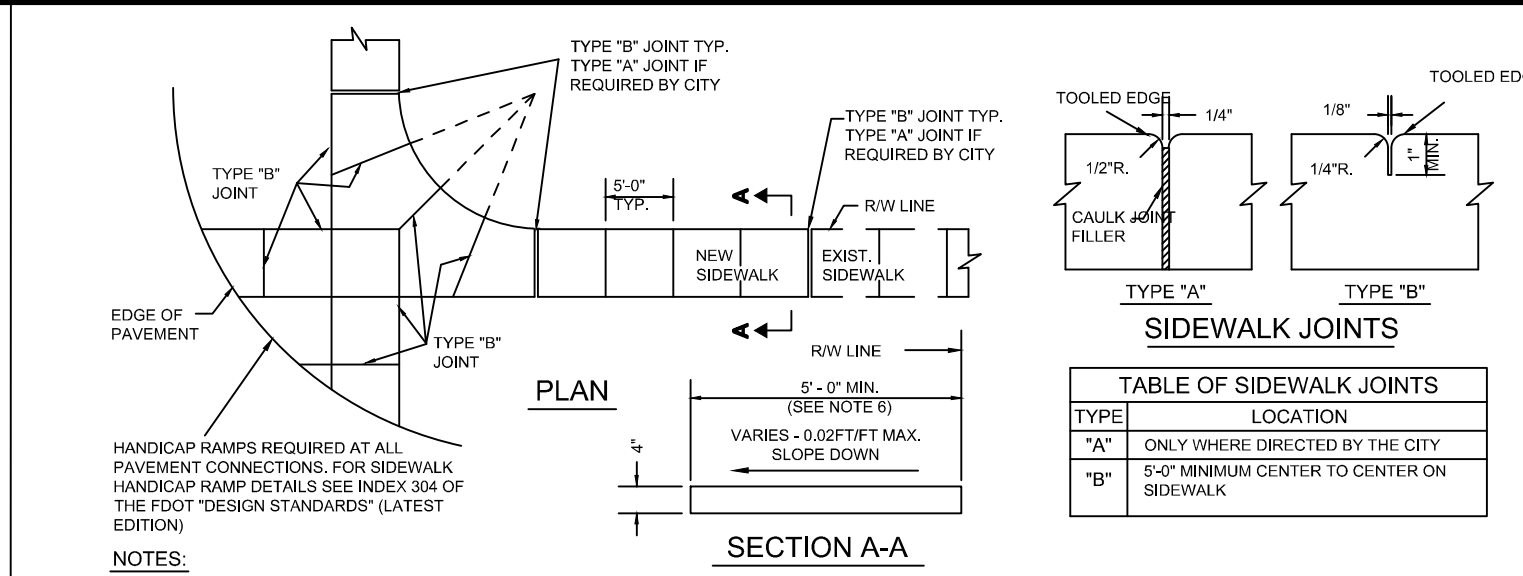
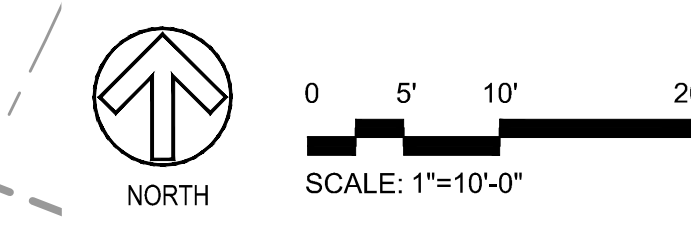
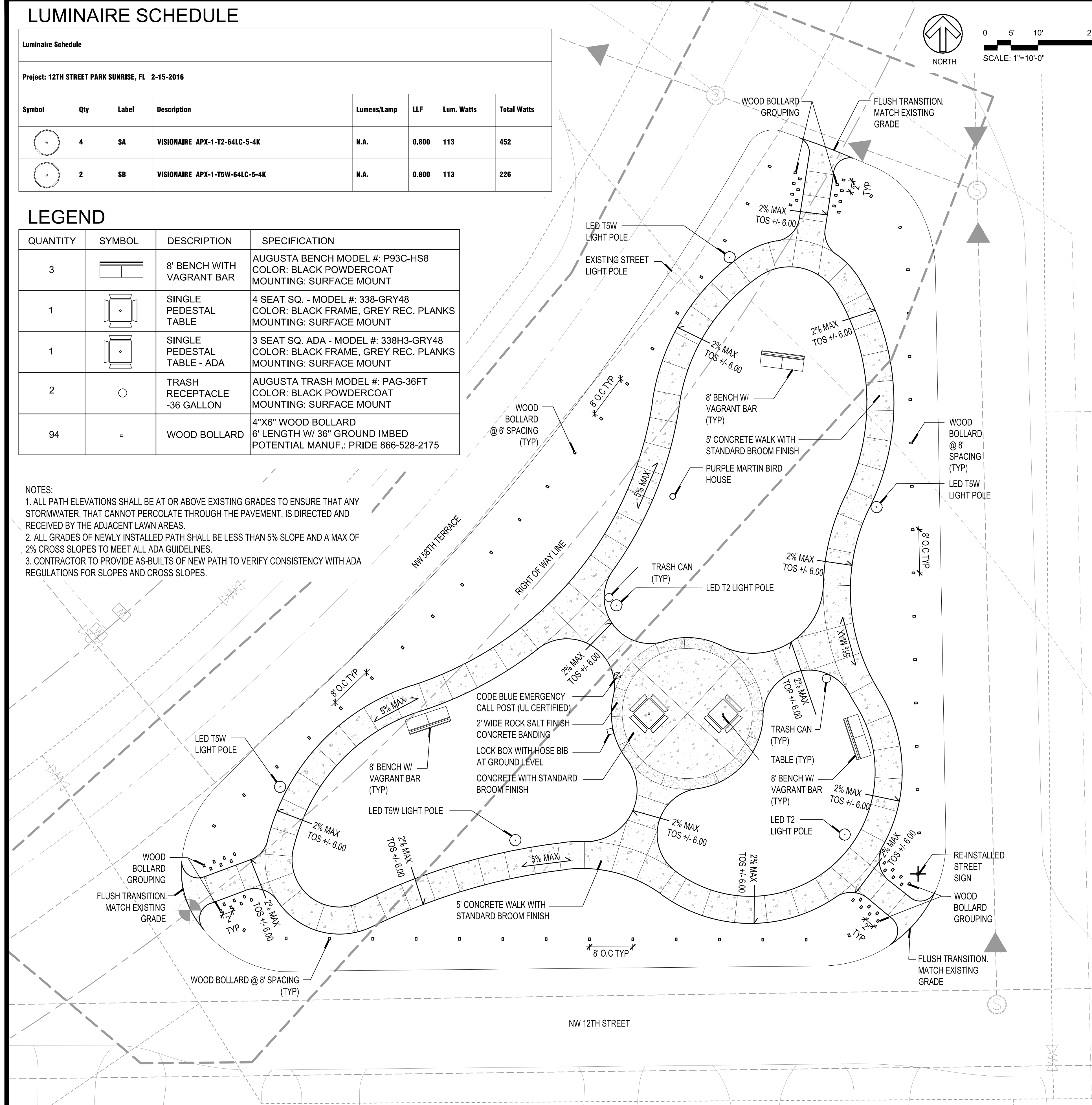
LUMINAIRE SCHEDULE

Symbol	Qty	Label	Description	Lumens/Lamp	LLF	Lum. Watts	Total Watts
	4	SA	VISIONAIRE APX-1-T2-64LC-5-4K	N.A.	0.800	113	452
	2	SB	VISIONAIRE APX-1-T5W-64LC-5-4K	N.A.	0.800	113	226

LEGEND

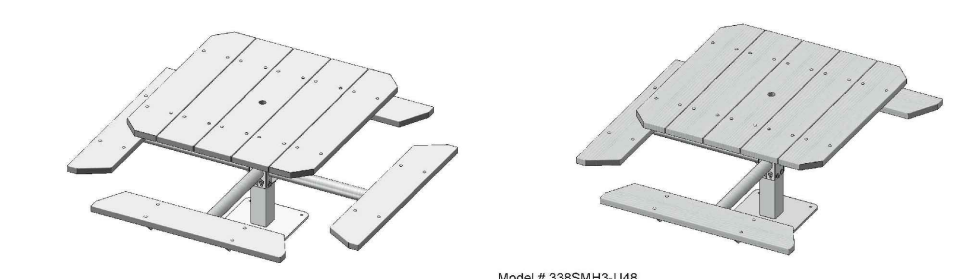
QUANTITY	SYMBOL	DESCRIPTION	SPECIFICATION
3		8' BENCH WITH VAGRANT BAR	AUGUSTA BENCH MODEL #: P93C-HS8 COLOR: BLACK POWDERCOAT MOUNTING: SURFACE MOUNT
1		SINGLE PEDESTAL TABLE	4 SEAT SQ. - MODEL #: 338-GRY48 COLOR: BLACK FRAME, GREY REC. PLANKS MOUNTING: SURFACE MOUNT
1		SINGLE PEDESTAL TABLE - ADA	3 SEAT SQ. ADA - MODEL #: 338H3-GRY48 COLOR: BLACK FRAME, GREY REC. PLANKS MOUNTING: SURFACE MOUNT
2		TRASH RECEPTACLE -36 GALLON	AUGUSTA TRASH MODEL #: PAG-36FT COLOR: BLACK POWDERCOAT MOUNTING: SURFACE MOUNT
94		WOOD BOLLARD	4"x6" WOOD BOLLARD 6' LENGTH W/ 36" GROUND IMBED POTENTIAL MANUF.: PRIDE 866-528-2175

- NOTES:
1. ALL PATH ELEVATIONS SHALL BE AT OR ABOVE EXISTING GRADES TO ENSURE THAT ANY STORMWATER, THAT CANNOT PERCOLATE THROUGH THE PAVEMENT, IS DIRECTED AND RECEIVED BY THE ADJACENT LAWN AREAS.
 2. ALL GRADES OF NEWLY INSTALLED PATH SHALL BE LESS THAN 5% SLOPE AND A MAX OF 2% CROSS SLOPES TO MEET ALL ADA GUIDELINES.
 3. CONTRACTOR TO PROVIDE AS-BUILTS OF NEW PATH TO VERIFY CONSISTENCY WITH ADA REGULATIONS FOR SLOPES AND CROSS SLOPES.



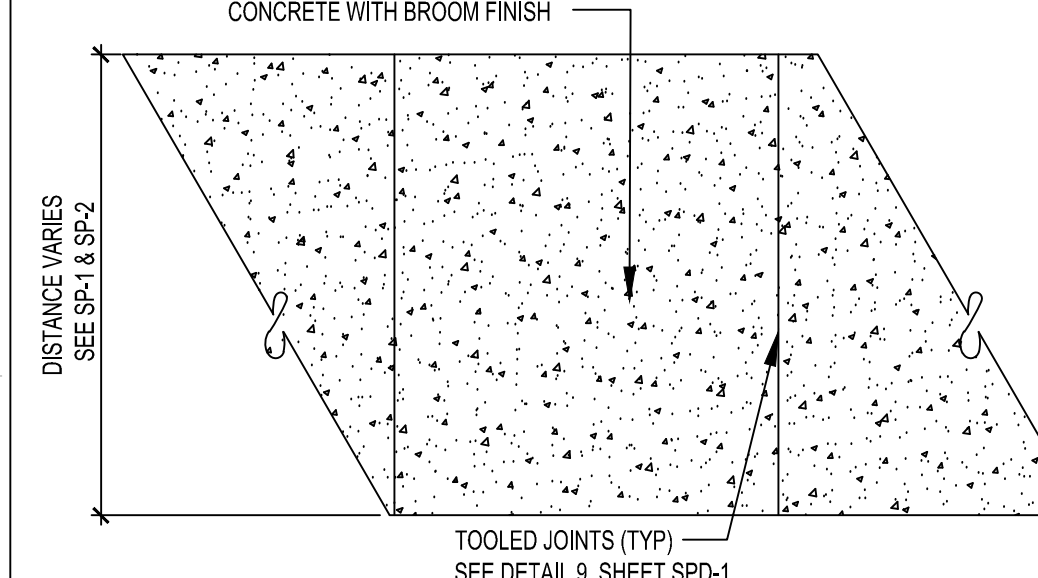
4 SEAT SQUARE SINGLE PEDESTAL TABLE - MODEL #: 338-GRY48
COLOR: BLACK FRAME WITH GREY RECYLED PLANK TABLE TOP
MOUNTING: SURFACE MOUNT
MANUFACTURER: ULTRASITE 1-800-458-5872

3 SEAT SQUARE SINGLE PEDESTAL ADA TABLE - MODEL #: 338H3-GRY48
COLOR: BLACK FRAME WITH GREY RECYLED PLANK TABLE TOP
MOUNTING: SURFACE MOUNT
MANUFACTURER: ULTRASITE 1-800-458-5872



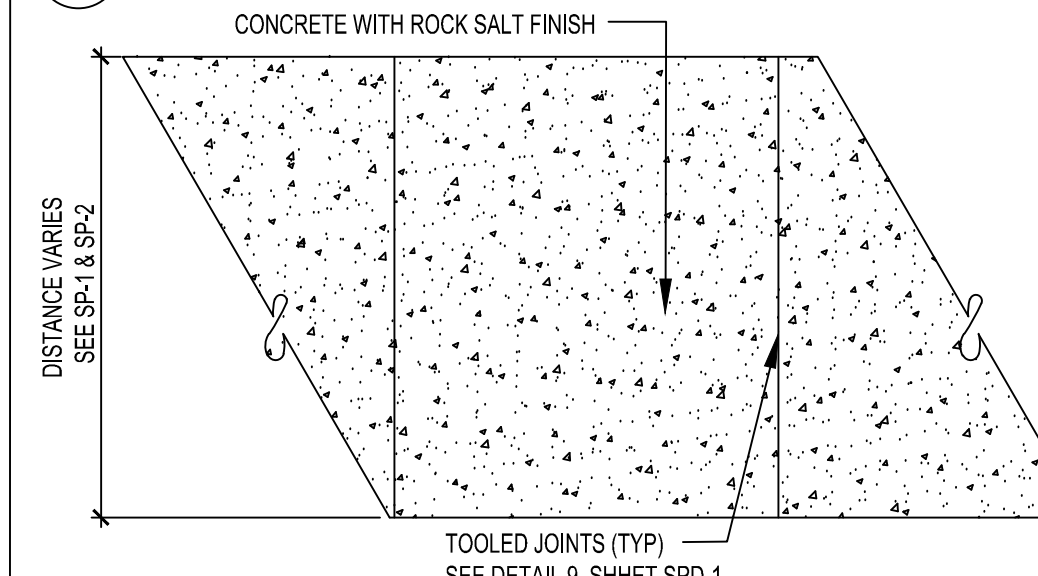
1. FOR NEW SIDEWALK LOCATIONS SURGRADE BELOW SIDEWALK SHALL BE A MIN. L.B.R.-40 COMPACTED TO 98% OF MAX. DENSITY PER A.A.S.H.T.O. T-180.
2. CONCRETE TO BE 3,000 P.S.I. @ 28 DAYS
3. ALL JOINTS AND EDGES OF NEW SIDEWALK SHALL BE TOOLED. NO SAWCUT JOINTS ARE PERMITTED IN NEW SIDEWALK.
4. THE USE OF WIRE MESH REINFORCEMENT IN SIDEWALK WILL NOT BE PERMITTED
5. SIDEWALK SLOPES SHALL MEET THE REQUIREMENTS OF THE "AMERICAN WITH DISABILITIES ACT". CROSS SLOPES SHALL NOT EXCEED 0.02FT (2.0%).
6. ALL SIDEWALKS SHALL BE 4" THICK EXCEPT AT DRIVEWAY CROSSINGS AND OTHER VEHICULAR CROSSING AREAS WHERE THE SIDEWALK SHALL BE A MINIMUM OF 8" THICK.
7. MINIMUM WIDTH OF SIDEWALK PLACED AT BACK OF CURB IS 6'-0".
8. FOR TYPE "A" EXPANSION JOINTS PRE-ANGLERED EXPANSION MATERIAL IS NOT PERMITTED. EXPANSION JOINTS TO BE USED ONLY IF APPROVED BY THE ENGINEERING DIVISION AND SHALL BE SEALED WITH APPROVED FLEXIBLE RUBBERIZED CAULK.
9. SIDEWALKS SHALL HAVE A LIGHT FINISH.

1 CONCRETE SIDEWALK PROFILE



- NOTES:
- 1) THIS IS THE TYPICAL FINISH FOR ALL CONCRETE WALKWAYS WITHIN THE PARK PROPERTY.
 2. A 4"x4" SAMPLE POUR SHALL BE CONSTRUCTED ON SITE IN A LOCATION THAT IT CAN REMAIN FOR THE DURATION OF THE PROJECT.
- LANDSCAPE ARCHITECT TO APPROVE SAMPLE PRIOR TO INSTALLATION ON SITE ELEMENTS.
- SEE DETAIL 1 FOR SIDEWALK PROFILE

2 CONCRETE WALKWAY- STANDARD BROOM FINISH



- NOTE: 4"x4" SAMPLE POUR SHALL BE CONSTRUCTED ON SITE IN A LOCATION THAT IT CAN REMAIN FOR THE DURATION OF THE PROJECT.
- LANDSCAPE ARCHITECT TO APPROVE SAMPLE PRIOR TO INSTALLATION ON SITE ELEMENTS.
- SEE DETAIL 1 FOR SIDEWALK PROFILE

3 CONCRETE WALKWAY- ROCK SALT FINISH



- AUGUSTA 8' BENCH WITH VAGRANT BAR MODEL #: P93C-HS8
COLOR: BLACK POWDERCOAT
MOUNTING: SURFACE MOUNT
MANUFACTURER: ULTRASITE 1-800-458-5872



4 BENCH

PLAN NTS

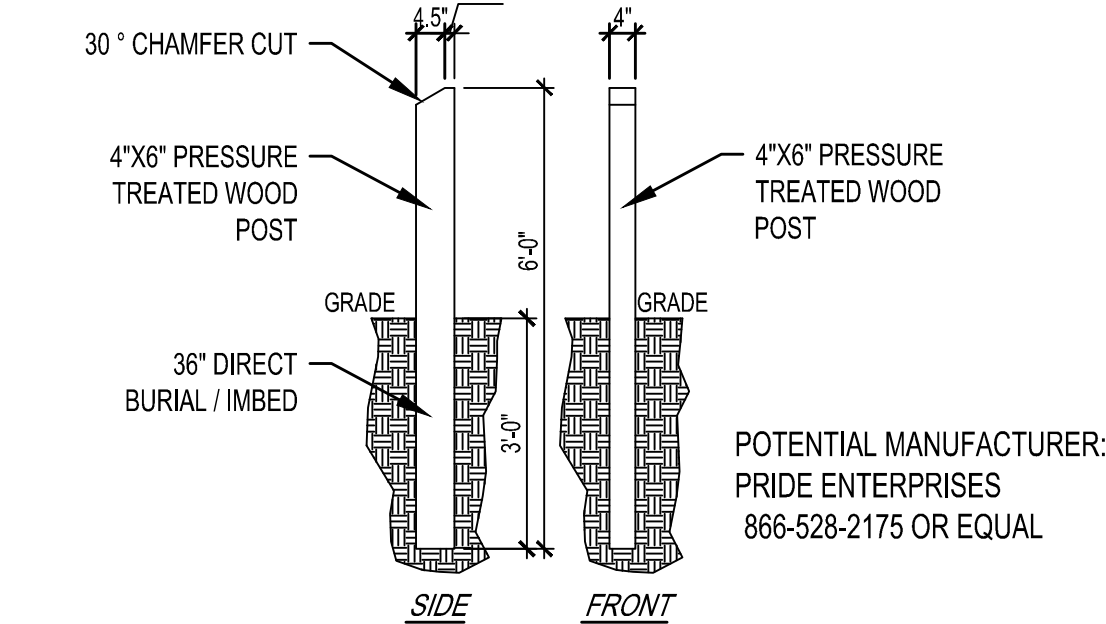
AUGUSTA 36 GALLON TRASH MODEL #: PAG-36FT
COLOR: BLACK POWDERCOAT
MOUNTING: SURFACE MOUNT
MANUFACTURER: ULTRASITE 1-800-458-5872



5 TRASH RECEPTACLE

PLAN NTS

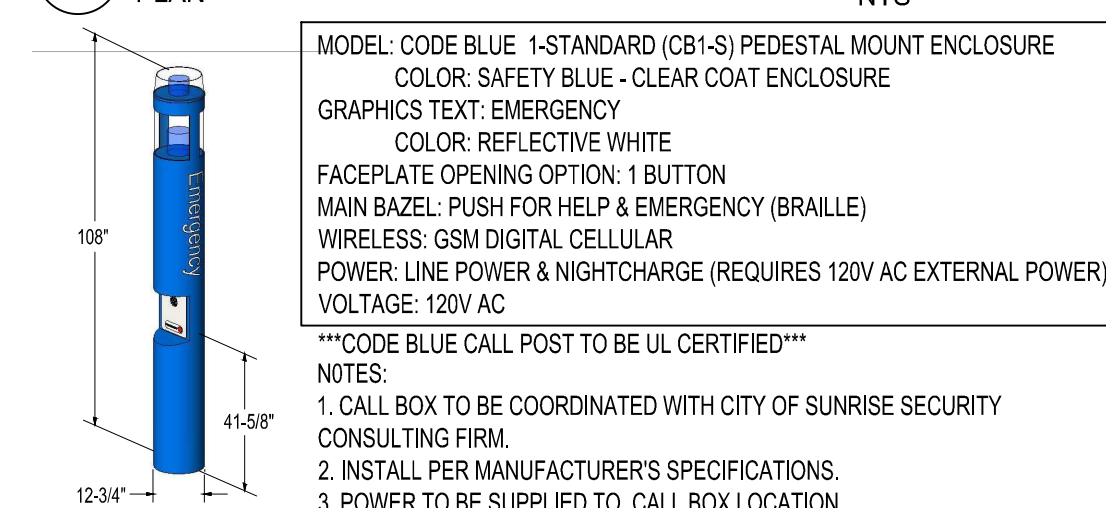
6 SQUARE TABLE




7 WOOD BOLLARD



8 PURPLE MARTIN BIRD HOUSE



9 CODE BLUE EMERGENCY CALL POST



DATE:			
SCALE:			
DESIGNED BY:	DJS		
DRAWN BY:	DJS		
CHECKED BY:	DJS		
APPROVED BY:	JDH		

CRAVEN THOMPSON AND ASSOCIATES, INC.
ENGINEERS • PLANNERS • SURVEYORS
3563 N.W. 53RD STREET, FORT LAUDERDALE, FLORIDA 33309
FAX: (954) 739-6409 TEL: (954) 739-6400

FLORIDA LICENSED ENGINEERING, SURVEYING & MAPPING BUSINESS NO. 271
FLORIDA LICENSED LANDSCAPE ARCHITECTURE BUSINESS NO. 0000114

12TH STREET PARK RENOVATIONS
LOCATED AT NW 12TH STREET AND NW 58TH TERRACE SUNRISE, FL
PREPARED FOR: CITY OF SUNRISE, FLORIDA

SITE PLAN

SEAL	DATE:
	07/06/16
Douglas James Schultz Florida RLA No. LA 6666937	DRAWING NO.
PROJECT #:	SP-1
15-0108	