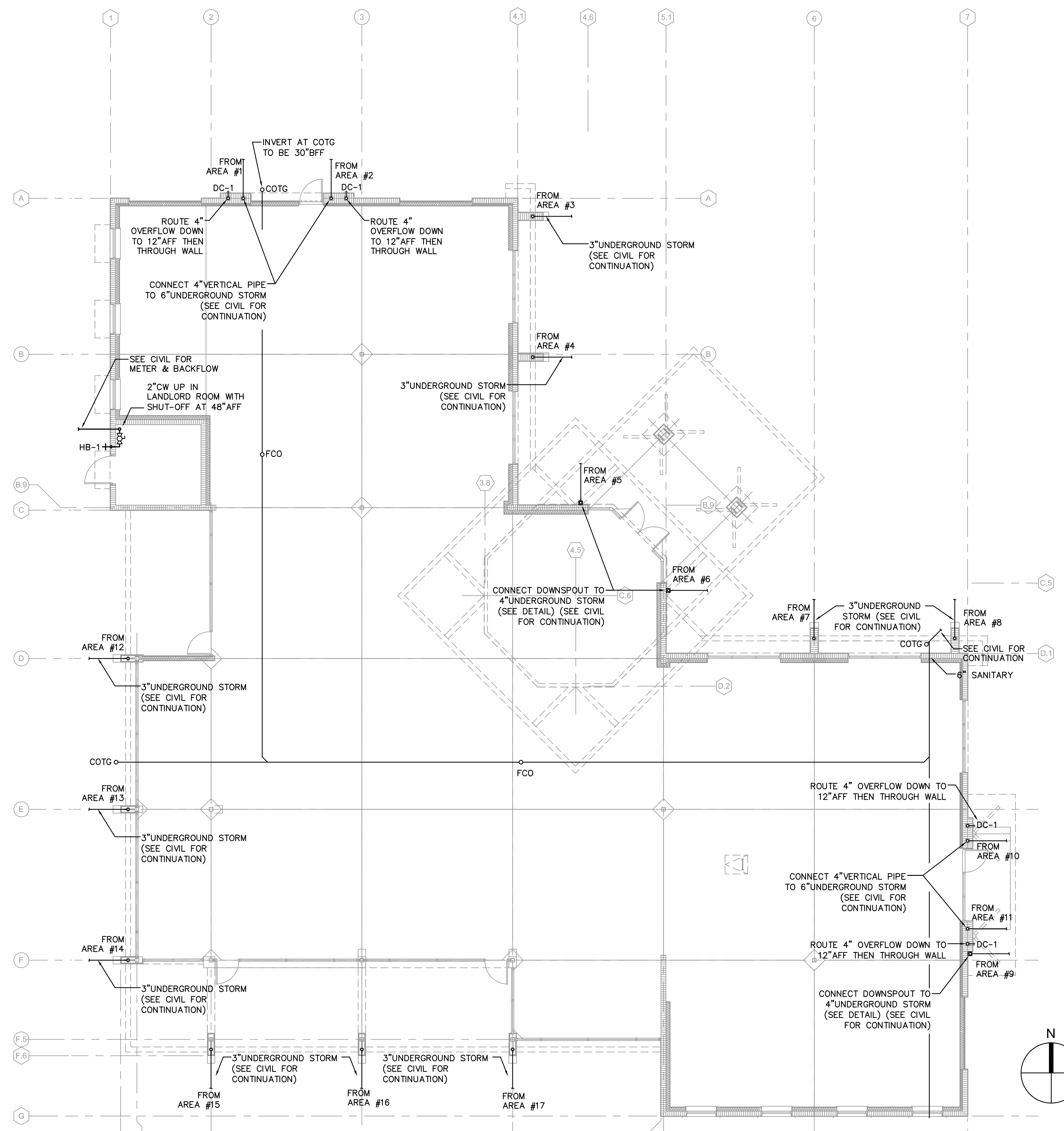
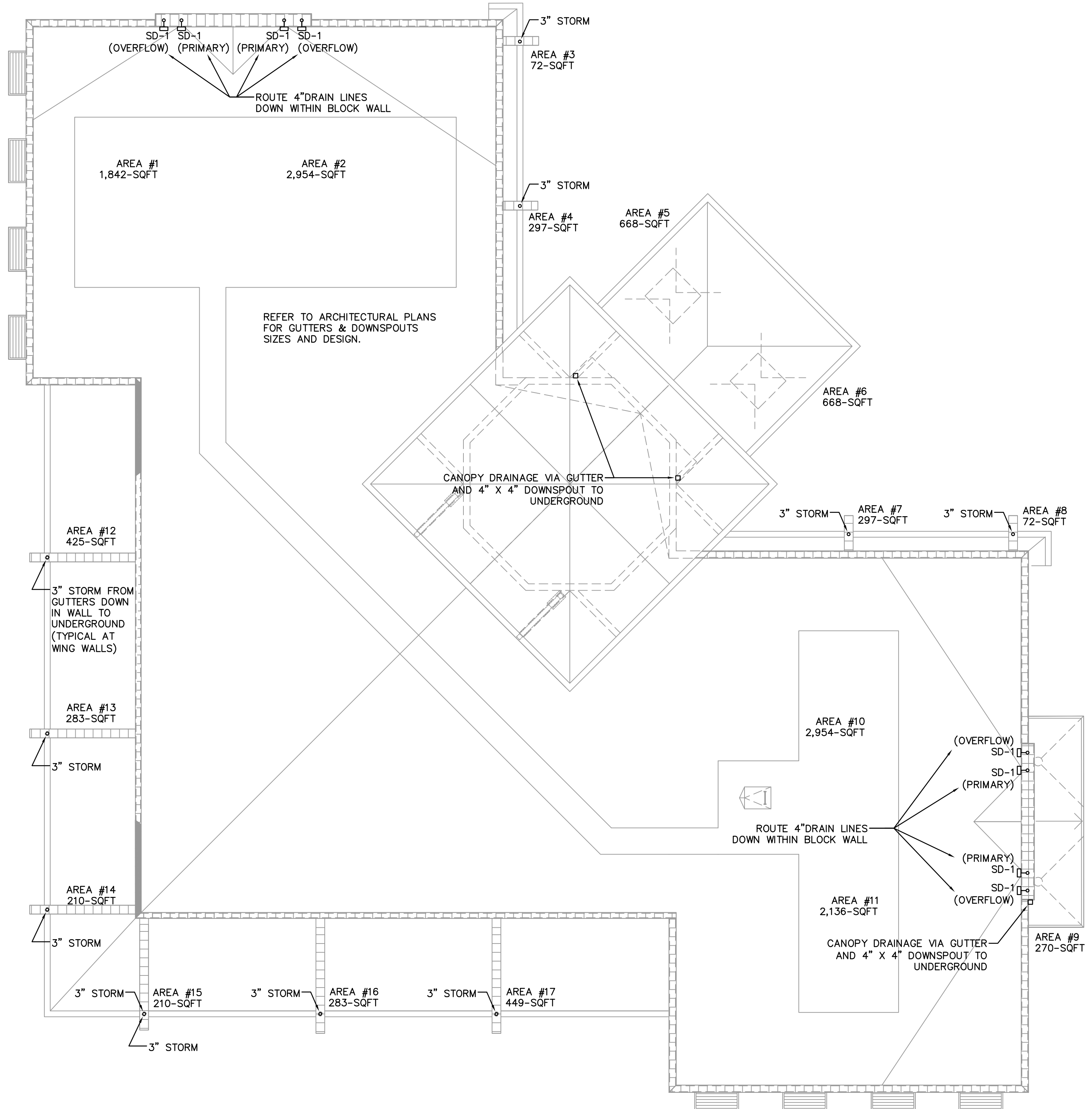


ROOF DRAIN / PIPING SUMMARY								
ROOF DRAIN AREA	ROOF AREA (SQFT)	RAINFALL RATE USED	VERTICAL PIPE SIZE		VERTICAL DOWNSPOUT SIZE		HORIZONTAL PIPE SIZE (1/8" SLOPE)	
			MIN SIZE PER CODE	SIZE USED	MIN SIZE PER CODE	SIZE USED	MIN SIZE PER CODE	SIZE USED
#1	1,842	4.5" / HR	3"	4"	3" X 4"	--	5"	6"
#2	2,954	4.5" / HR	4"	4"	3" X 4"	--	5"	6"
#3	72	4.5" / HR	2"	3"	2" X 3"	--	3"	3"
#4	297	4.5" / HR	2"	3"	2" X 3"	--	3"	3"
#5	668	4.5" / HR	3"	--	2" X 3"	4" X 4"	3"	4"
#6	668	4.5" / HR	3"	--	2" X 3"	4" X 4"	3"	4"
#7	297	4.5" / HR	2"	3"	2" X 3"	--	3"	3"
#8	72	4.5" / HR	2"	3"	2" X 3"	--	3"	3"
#9	270	4.5" / HR	2"	--	2" X 3"	4" X 4"	3"	4"
#10	2,954	4.5" / HR	4"	4"	3" X 4"	--	5"	6"
#11	2,136	4.5" / HR	4"	4"	3" X 4"	--	5"	6"
#12	305	4.5" / HR	2"	3"	3.5" X 5"	--	3"	3"
#13	283	4.5" / HR	2"	3"	3.5" X 5"	--	3"	3"
#14	210	4.5" / HR	2"	3"	3.5" X 5"	--	3"	3"
#15	210	4.5" / HR	2"	3"	3.5" X 5"	--	3"	3"
#16	283	4.5" / HR	2"	3"	3.5" X 5"	--	3"	3"
#17	449	4.5" / HR	2"	3"	3.5" X 5"	--	3"	3"

- ① SIZE INCLUDES 1/2 OF THE PARAPET WALL PER FL. BLDG. CODE-PLUMBING (FIFTH EDITION), SECTION 1106.4.
 ② RAINFALL RATE PER FL. BLDG. CODE - PLUMBING (FIFTH EDITION), FIGURE 1106.1.
 ③ FL. BLDG. CODE - PLUMBING (FIFTH EDITION), CHAPTER 11, TABLES 1106.2(1) & 1106.3, ADJUSTING FOR 4.5" RATE THROUGH INTERPOLATION OF 4" & 5" RATES IN TABLE.



PLUMBING LEGEND		
DESCRIPTION	ABBREV.	SYMBOL
SANITARY PIPING	SAN	—
GREASE PIPING	GR	— GR —
VENT PIPING	V	—
DOMESTIC COLD WATER	CW	—
DOMESTIC HOT WATER	HW	—
GAS PIPING	GAS	—
BALL/ISOLATION VALVE	BV	—
DUAL-CHECK BACKFLOW PREVENTER		Z
GRADE CLEAN OUT	COTG	COTG
FLOOR CLEAN OUT	FCO	FCO
PIPE TURNING UP		—
PIPE TURNING DOWN		—
CAPPED PIPING		—
TYPICAL ITEM	TYP	—

NOTE ON SITE UTILITIES:
 CONTRACTOR SHALL FIELD VERIFY LOCATIONS & INVERTS OF ALL UTILITY MAINS (I.E. SEWER, DOMESTIC WATER, ETC.) PRIOR TO ANY CONSTRUCTION.

NOTE: PLEASE REFER TO CIVIL ENGINEER'S UTILITY PLANS FOR FURTHER REFERENCE AND CONTINUATIONS BEYOND 5-FT FROM BUILDING. FIELD COORDINATE WITH SITE CONTRACTOR PRIOR TO ANY INSTALLATION OF UNDERGROUND PIPING.

STEPANEK-ENGINEERING, INC.
 CERT. AUTH. # 8397
 dba: STEPANEK-LEWIS AND ASSOCIATES
 2257 TWELVE OAKS WAY, SUITE 103
 WESLEY CHAPEL, FL 33544
 PH (813) 991-1248


api+
 2709 Rocky Point Dr. 201 T 813 + 281 9299
 Tampa, Florida 33607 USA F 813 + 281 9292
 License No AAC001935 apiplus.com

BULLETIN LOG



WESTLAKE VISITOR CENTER
 CITY OF WESTLAKE
 PALM BEACH COUNTY, FLORIDA

ISSUE DATE: - 09-30-16
 ISSUED FOR:
 PERMIT - BUILDING SHELL ONLY
 ©AS DATED ARCHITECTURE PLUS INTERNATIONAL, INC.



REVISION LOG	
STATE REGISTRATIONS	FL 56189

WESTLAKE VISITOR CENTER
 PROJECT NAME

PLUMBING FLOOR & ROOF PLANS
 SHEET NAME

PROJECT NUMBER: 2016.037
 DRAWN BY: TJ CHECKED BY: ML
 SCALE: AS SHOWN

P1.01
 SHEET NUMBER