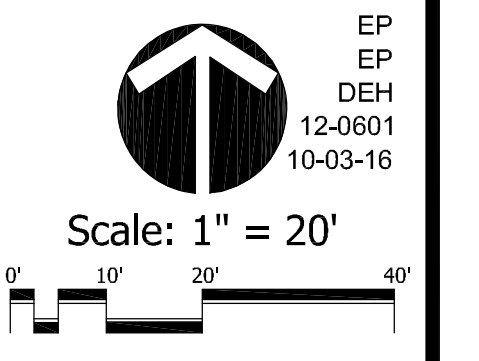


Cotleur & Hearing

Landscape Architects
Land Planners
Environmental Consultants
1934 Commerce Lane
Suite 1
Jupiter, Florida 33458
561.747.6336 • Fax 747.1377
www.cotleurhearing.com
Lic# LC-C000239

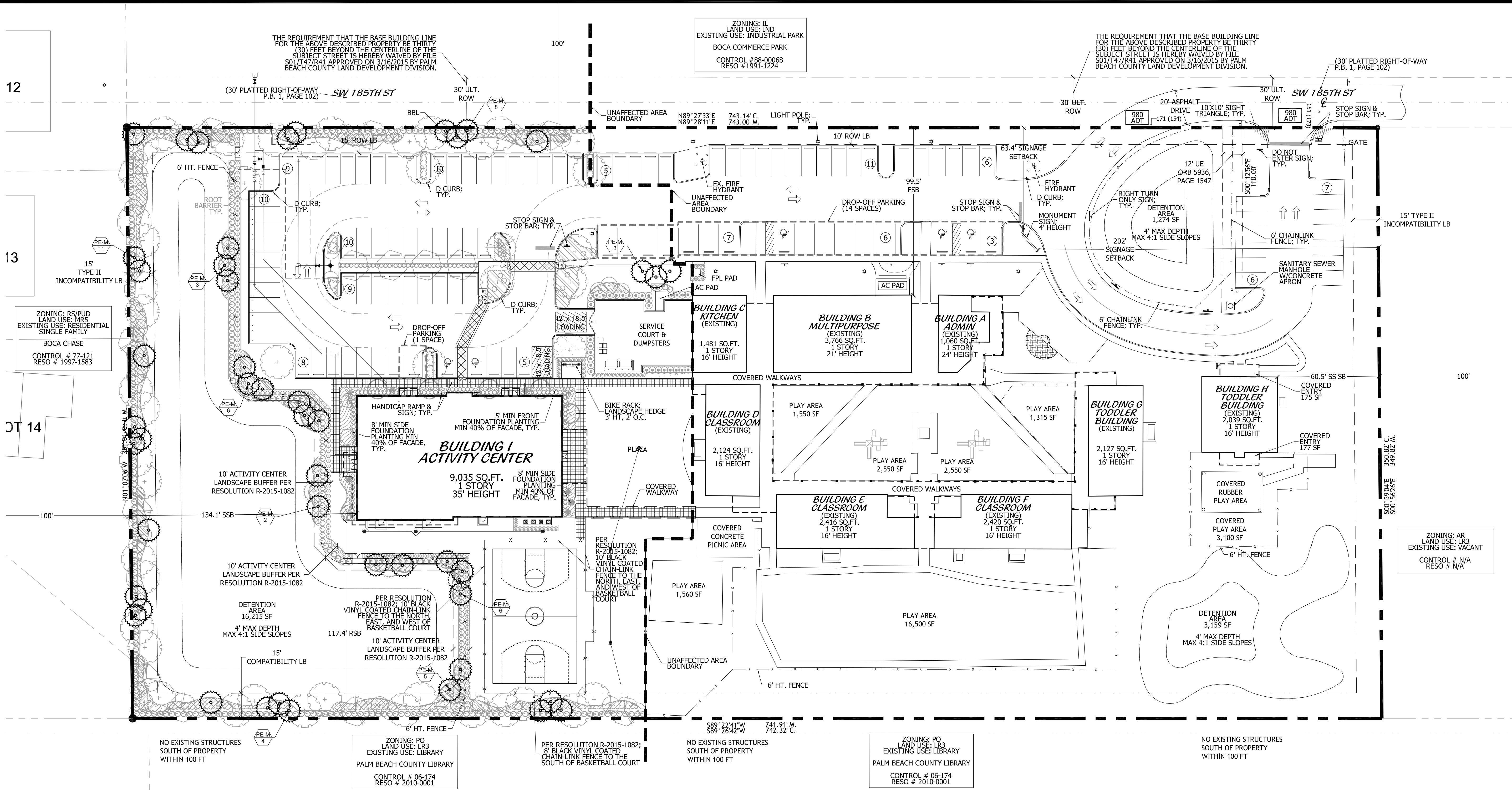
Florence Fuller Child Development Center Mitigation Plan Palm Beach County, Florida

DESIGNED _____
DRAWN _____
APPROVED _____
JOB NUMBER _____
DATE _____
REVISIONS _____



October 03, 2016 2:44:40 p.m.
Drawing: 12--0601_FLP.DWG

© COTLEUR & HEARING, INC.
These drawings are the property of the architect and are not to be used for extensions or on other projects except by agreement in writing with the architect. Immediately report any discrepancies to the architect.



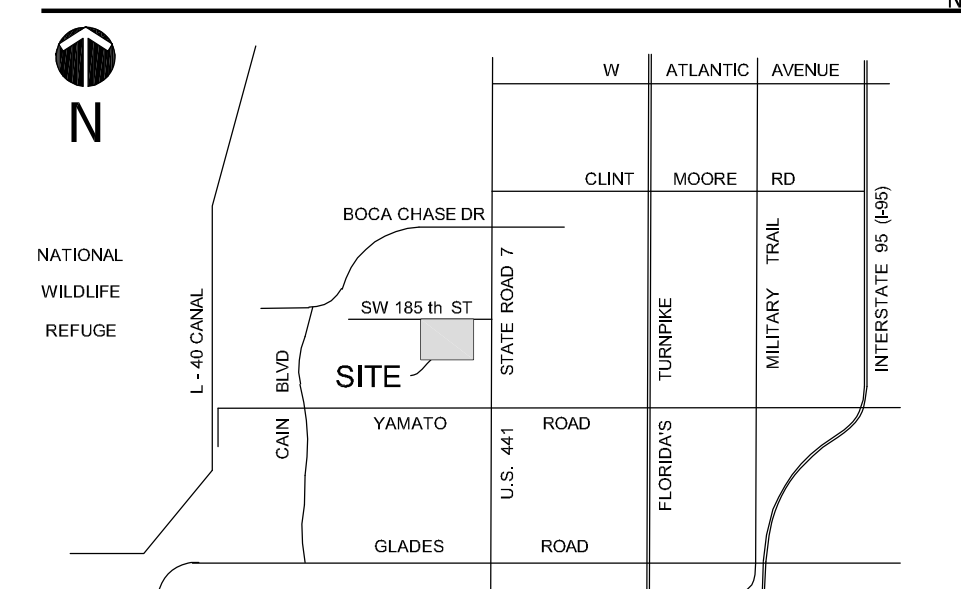
Landscape Data

Final Tree Tabular for Florence Fuller					
Species	DBH	Location	Disposition	Replacements	
Sabal Palmetto	16	Cluster in W Quadrant	Mitigate	3	
Pinus Elliottii	10	Cluster in W Quadrant	Mitigate	2	
Pinus Elliottii	16	Cluster in W Quadrant	Mitigate	3	
Pinus Elliottii	13	Cluster in W Quadrant	Mitigate	3	
Pinus Elliottii	16	Cluster in W Quadrant	Mitigate	3	
Pinus Elliottii	24	Cluster in W Quadrant	Mitigate	5	
Pinus Elliottii	12	Cluster in W Quadrant	Mitigate	3	
Pinus Elliottii	22	Cluster in W Quadrant	Mitigate	5	
Pinus Elliottii	24	Cluster in W Quadrant	Mitigate	5	
Pinus Elliottii	22	Cluster in W Quadrant	Mitigate	5	
Pinus Elliottii	24	Cluster in W Quadrant	Mitigate	5	
Pinus Elliottii	16	Cluster in W Quadrant	Mitigate	3	
Pinus Elliottii	14	Cluster in W Quadrant	Mitigate	3	
Total				48	

Plant List

MITIGATION TREES	QTY	BOTANICAL NAME	COMMON NAME	CONT	CAL	SIZE	NATIVE	REMARKS
PE-M	48	PINUS ELLIOTTII 'DENSE'	SLASH PINE	N.A.	N.A.	12'-14' HT, X 5' SPRD.	Y	FULL & THICK

LOCATION MAP



October 03, 2016 2:44:40 p.m.
Drawing: 12--0601_FLP.DWG